

**UNIVERSITY
OF
NEW SOUTH WALES
CRICKET CLUB**

ANNUAL REPORT

1996/97



CONTENTS

President's Report	10
First Grade Report	11
Second Grade Report	27
Third Grade Report	32
Fourth Grade Report	36
Fifth Grade Report	41
Sixth Grade Report	47
Seventh Grade Report	53
Ladies Team Report	56
Poidevin-Gray Report	57
Club Records	59

PAST OFFICE BEARERS**PATRON**

Prof RH Myers	1973-81
Prof M Birt	1981-85
Hon G Samuels AC, QC	1985-94 (Life Patron 1994)
Sir Anthony Mason AC	1995-

PRESIDENT

Major Wilthew	1951-53	Mr Y Marshall	1976-77
Prof AE Alexander	1953-57	Mr A Epstein	1977-79
Prof EB Smyth	1957-61	Dr J Ingleson	1979-86
Prof HJ Oliver	1961-63	Mr D Meagher	1986-89
Prof SE Livingstone	1963-64	Mr G Clark	1990-91
Mr CH Barrington	1966-76	Mr C Chapman	1991-

HONORARY SECRETARY

Mr V Turner	1951-53	Mr JE Pratley	1967-69
Mr J Brooks	1953-54	Mr JR Wegner	1969-72
Mr C Davis	1954	Dr JP Barford	1972-75
Dr EC Watton	1954-55	Mr RP Zabell	1976
Dr B Frawley	1955-56	Mr GF Mullins	1976-77
Mr JR Beard	1955-58	Ms J Ratcliffe	1977-79
Mr R Warroner	1958-59	Mr AN McMaster	1979-83
Mr MJ Reidy	1959-60	Mr S Campbell	1983-84
Mr CH Barrington	1960-62	Mr L Darmody	1984-87
Mr D Lacey	1962-63	Mr P Godber	1987-93
Mr GM Garland	1963-65	Mr JO Carmichael	1993-96
Mr MJ Gosling	1965-66	Mr AC Jones	1996-97
Dr PJ Schofield	1966-67		

HONORARY TREASURER

Mr R Emerson	1954-56	Mr D Wills	1969-70
Mr G Wilton	1956-57	Mr PC Emery	1970-71
Mr W Dwyer	1957-60	Mr HW Hopkins	1971-74
Mr J MckMiddleton	1960-61	Mr RW Merrell	1974-79
Mr JT Hall	1961-64	Mr PE James	1979-80
Mr J Chegwyn	1964-66	Mr MT Sample	1980-86
Mr A Conomos	1966-67	Mr P Jourdain	1986-

BLUES WINNERS

Mr J Mck Middleton	Mr LJ Lawrence	Mr R Warrener	Mr C Chapman
Mr J Piggott	Mr G Watson	Mr D March	Mr J Rogers
Mr G Lawson	Mr RSJ Levi	Mr DC Clark	Mr JG Robson
Mr HC Bundy	Mr RWD Robertson	Mr JS Dixon	Mr PA Ward
Mr GC Robinson	Mr J Baker	Mr MJ Reidy	Mr JB Martel
Mr G Livingstone	Mr K Daly	Mr M Ray	Mr M Back
Mr J Chegwyn	Mr S Van der Sluys	Mr A White	Mr JM Healy
Mr P Grattan-Smith	Mr M Phelps		

SPORTS RECOGNITION AWARD

Mr CH Barrington	Mr A Epstein	Mr GM Garland	Mr JE Ingleson
Mr RW Merrell	Mr JD MacFarlane	Mr J Rogers	

OFFICE BEARERS 1996/97**PRESIDENT** Christopher Chapman**HONORARY SECRETARY** Andrew Jones**CHAIRMAN OF SELECTORS** Greig Robinson**HONORARY TREASURER** Peter Jourdain**HONORARY AUDITOR** J.T. Hall**MANAGEMENT COMMITTEE**

C Chapman (Chairman)	P Urquhart	J Dixon
J Carmichael	M Hayward	D Carson
S Norbury	P Jourdain	L Matthew
G Clark	M Gregg	G Lawson
M Phelps	B Calver	A Johnson
W Saunders	D Singer	Z Zavos

LIFE MEMBERS

J Beard	HC Bundy	MJ Reidy
Pr SE Livingstone	J Mck Middleton	Dr EC Watton
CH Barrington	GN Garland	A Taylor
RW Merrell	A Epstein	J Rogers
M Ray	JD MacFarlane	PE James
Pr J Barford	G Lawson	G Livingstone
JG Robson		

SELECTION COMMITTEE

G Robinson (Chairman)	J Dixon	A Shaw
M Mullen	D Jebb	R Stark
M Sanders	A Jones	

BLUES COMMITTEE

G Lawson	G Livingstone	J Martel
----------	---------------	----------

SCA DELEGATES

J Dixon	G Clark
---------	---------

SPORTS ASSOCIATION DELEGATES

D Carson	Z Zavos
----------	---------

AWARD WINNERS**AUSTRALIAN REPRESENTATIVES**

1979-90	G Lawson
1993-	M Slater

SHEFFIELD SHIELD REPRESENTATIVES

1977-78	G Watson	1991-	M Slater
1977-92	G Lawson	1995-6	J Young
1982-83	M Ray		

TED DAVIS TROPHY - PLAYER OF THE YEAR

1967-68	GJ Cole	1977-78	W Hetherington	1987-88	A Clements
1968-69	AJ Taylor	1978-79	M Ray	1988-89	J Baker
1969-70	GM Garland	1979-80	I Kellaway	1989-90	JG Robson
1970-71	GM Garland	1980-81	M Ray	1990-91	J Baker
1971-72	PJ Schofield	1981-82	JG Robson	1991-92	M Slater
1972-73	GM Garland	1982-83	N Perger	1992-93	D Gallop
1973-74	M Ray	1983-84	G Robinson	1993-94	J Young
1974-75	M Ray	1984-85	GA Clark	1994-95	M Phelps
1975-76	M Ray	1985-86	G Livingstone	1995-96	JG Robson
1976-77	S Campbell	1986-87	M Gregg	1996-97	A Lindsay

CAPTAIN JOHN MORRIS FIELDING TROPHY

1958-59	J Middleton	1972-73	J Martel	1985-86	J Dixon
1959-60	R Werley	1973-74	D Pratt	1986-87	M Back
1960-61	D Lacey	1974-75	I Smith	1987-88	M Kovacs
1961-62	H Boulton	1975-76	C Chapman	1988-89	D Cummins
1962-63	G Sylvester	1976-77	D Meagher	1989-90	A Pratt
1963-64	J Middleton	1977-78	D Meagher	1990-91	A Pratt
1964-65	D Webster	1978-79	J Barford	1991-92	S Norbury
1965-66	GJ Cole	1979-80	C Hanger	1992-93	G Hill
1966-67	RSJ Levi	1980-81	J Sackett	1993-94	A Pratt
1967-68	D Wills	1981-82	J Sackett	1994-95	M Kovacs
1968-69	RWD Robertson	1982-83	B Everett	1995-96	B Schirmer
1969-70	RWD Robertson	1983-84	B Everett	1996-97	A Lamb
1971-72	J Martel	1984-85	M Back		

BARR-TURN TROPHY

1968-69	R Lucas	1978-79	G Robinson	1988-89	J Gallagher
1969-70	G Garland	1979-80	D Pratt	1989-90	M Kovacs
1970-71	R Robertson	1980-81	D Meagher	1990-91	P Sinclair
1971-72	P Larkin	1981-82	J Robson	1991-92	M Hayward
1972-73	P Dobell-Brown	1982-83	R Stark	1992-93	D Trafford
1973-74	R Merrell	1983-84	G Holt	1993-94	M Phelps

BARR-TURN TROPHY

1974-75 John Pym	1984-85 P Scolari	1994-95 M Gregg
1975-76 Richard Pym	1985-86 M Ryan	1995-96 T Buckett
1976-77 P Grattan-Smith	1986-87 E Robb	1996-97 D Jebb
1977-78 J O'Brien	1987-88 J Dixon	

CLUBMAN OF THE YEAR

1991-92 P Trimble	1992-93 D Downing	1994-95 M Kovacs
1995-96 J Carmichael	1996-97 AC Jones	

JOHN ROGERS TROPHY FOR POIDEVIN-GRAY PLAYER OF THE YEAR

1983-84 M Hoy	1988-89 A Flemming	1993-94 M Payne
1984-85 L Gray	1989-90 A Flemming	1994-95 S Mohideen
1985-86 S O'Brien	1990-91 P Sinclair	1995-96 B Nott
1986-87 M Back	1991-92 M Hayward	1996-97 D Walder
1987-88 A White	1992-93 D Gainsford	

STATE BANK ROOKIE AWARD

1989-90 B Calver	1991-92 M Hayward
1990-91 D Trafford	1992-93 M Phelps

LADIES PLAYER OF THE YEAR

1989-90 J Van Ardenne	1992-93 P van Oploo	1996-97
1990-91 J Van Ardenne	1994-95 S Zeppos	
1991-92 J Van Ardenne	1995-96 A Sanders	

DOUBLE WICKET COMPETITION

1971-72 D Wills/J Howe	1981-82 J Robson/J Gallagher
1972-73 No contest	1982-83 J Robson/P Jourdain
1973-75 No contest	1983-84 No contest
1975-76 P Grattan-Smith/G Lawson	1984-85 M Back/E Robb
1976-77 No contest	1985-86 Rained out
1977-78 N Jansson/M Herring	1986-87 J Abbott/J Wilcher
1978-79 S Campbell/I Kellaway	1987-88 G Lawson/A Shaw
1979-80 No contest	1988-93 No contest
1980-81 No contest	1993-94 M Hayward/R Wickramasena
1994-95 No contest	1995-96 No contest

CLUB HONOURSMUNICIPAL AND SHIRES COMPETITION (ENTERED 1951)

B Division Premiers	1963-64
A Division Premiers	1964-65
Club Champions	1964-65
A Division Premiers	1965-66
Club Champions	1965-66
B Division Premiers	1966-67
Club Champions	1966-67
A Division Premiers	1967-68
B Division Premiers	1967-68
Club Champions	1967-68
Club Champions	1968-69
A Division Premiers	1970-71
Club Champions	1970-71
A Division Premiers	1971-72
Club Champions	1971-72
D Division One-Day Premiers	1986-87

GRADE COMPETITION (ENTERED 1973-74)

2nd Grade Encouragement Award	1974-75
3rd Grade Encouragement Award	1975-76
1st Grade Premiers	1976-77
Poidevin-Gray Premiers	1976-77
2nd Grade Premiers	1977-78
Club Champions	1978-79
1st Grade Premiers	1980-81
Fifth Grade Premiers	1995-96

INTER-VARSITY

Champions	1974-75
Champions	1986-87
Champions	1988-89
Champions	1995-96

PREMIERSHIP WINNING TEAMS

B DIVISION 1963-64

HC Bundy (C), TD Creer (VC), RG Ballantyne, R Bayfield, DC Clark, J Hollington, I Lowe, F Martin, I Potter, G Sylvester, RW Smith, C Relton (12th).

A DIVISION 1964-65

J Chegwyn (C), J Mck Middleton (VC), BG Andrews, DC Clark, RG Ballantyne, K Daly, G Garland, J Piggott, G Sylvester, JJ Reidy, PA Wark.

A DIVISION 1965-66

J Chegwyn (C), J Mck Middleton (VC), CH Barrington, R Bayfield, A Bishop, GJ Cole, D Lacey, D Popcock, AJ Taylor, AR Turner, DE Willis.

A DIVISION 1967-68

HC Bundy (C), JE Pratley (VC), BG Andrews, RG Ballantyne, JN Healey, H Herbert, RSJ Levi, I Lowe, PJ McEarchran, J Mck Middleton, DE Wills, PC Emery (12th).

B DIVISION 1967-68

RW Lucas (C), PJ Schofield (VC), CH Barrington, D Brady, R Bayfield, GJ Cole, J Piggott, C Relton, AJ Taylor, AR Turner, PA Ward.

A DIVISION 1970-71

JE Pratley (C), GM Garland (VC), GJ Cole, BR Cos, AE Dietsch, PA Heaney, JB Martel, Z Pirjevec, RWD Robertson, GG Robinson, DG Smith.

A DIVISION 1971-72

GM Garland (C), AE Dietsch (VC), GJ Cole, BR Cos, PA Heaney, JB Martel, GAN Preston, CAP Samerasekera, AJ Taylor, P Whalen, DE Wills, HW Hopkins, RWD Robertson, GG Robinson.

INTER-VARSITY CHAMPIONS 1974-75

J Martel (C), C Chapman, J Robson, P James, J Barford, S Tait, R March, S Wiblin, C Brown, R Zabell, G Kirkwood, D Barbour, M Ray, P Grattan-Smith.

2ND GRADE ENCOURAGEMENT AWARD 1974-75

R Robertson, G Garland, A Taylor, P Burnett, D Smith, D Barbour, P Watkins, C Brown, G Kirkwood, A Jacobs, P Grattan-Smith, A Wijeratne, P Noble.

3RD GRADE ENCOURAGEMENT AWARD 1975-76

J Ingleson, C Kiefel, I Smith, B Cox, G Cole, G Garland, S Howard, M Bryce, R

Zabell,
J Cutler, T Haymet.

1ST GRADE 1976-77

J Rogers (C), J Martel, R Pym, G Watson, G Livingstone, C Chapman, J Robson,
G Lawson, J O'Brien, P Deegan, M Ray, S Campbell, P Grattan-Smith, M Watt.

POIDEVIN-GRAY 1976-77

J Robson (C), M Bryce, J Carmichael, S Howard, N Jansson, P Jourdain, G Kirkwood,
G Lawson, G Livingstone, D Meagher, N Perger, M Watt.

2ND GRADE 1977-78

T Buddin (C), P Deegan, R Campbell, N Jansson, P Tout, B Handley, G Kirkwood, R
Pym, R March, G Robinson, I Smith, J Martel, N Perger, D Pratt, P Emery, J Sands,
P Jourdain.

1ST GRADE 1980-81

M Ray (C), T Buddin, C Chapman, G Lawson, B Handley, C Hanger, J Dixon, P
Tout, N Perger, S Campbell, N Jansson, G Livingstone, J Robson, A Wijeratne, D
Meagher.

D DIVISION M&S ONE-DAY PREMIERS 1986-87

D Bell (C), D Hughes, J Hughes, P Bush, S Bell, M Howe, D Joseph, G Morgan, D
Graham, J Warrington, D Fitzsimmons.

INTERVARSITY CHAMPIONS 1986-87

J Baker (C), J Abbott, B Cooper, A Szabo, J Martin, S O'Brien, D Roper, W McKay,
L Gray, P Warrington, M Palin, N Horne, M Back, J Orchard.

INTERVARSITY CHAMPIONS 1988-89

A Shaw (C), P Sinclair, D Coots, A Flemming, M Kovacs, N Wood, A White, A
McCallum, T Grosser, S Raju, D Cummins.

INTERVARSITY CHAMPIONS 1995-96

M Phelps (C), P Carson, D Carson, D Culhane, S Mohideen, M Leahy, P Levett, P
Searle, S Gerber, M Hayward, A Cavill, G Shanthan.

FIFTH GRADE PREMIERS 1995-96

R Stark (C), P Searle, C Neal, C Jamson, S Gerber, T Buckett, G Shepherd, P
Carson, G Harris, P Levett, M Robson, G Clark, M Hughes.

PRESIDENT'S REPORT

This report is written at a time that is likely to prove to be a most important transitional period in the Club's history - at a time when we have battled honestly on the cricket field over the last year but have had to fight even harder off the field.

In terms of on-field results, the Club again struggled in the higher grades although always competitive and always with the humour, enjoyment and sportsmanship that is the style of this Club. Previous season patterns were re-visited with 1st and 2nd Grade starting with high expectations, struggling early and then consolidating late in the season with some impressive wins. The lower grades, especially 4th and 5th Grade, performed brilliantly.

5th Grade were joint minor premiers under the new skipper, Matt Sanders, who carried on the fine tradition from Rob Stark (and, indeed, his predecessors) and just failed to go all the way. 4th Grade played strongly throughout and Jim Robson, now into his fifth decade of life, again excelled.

The real drama took place at the New South Wales Cricket Association level where the Club, along with five other clubs, were nearly dismissed (pun intended) from the Grade competition. The earlier decision to reduce the competition from 20 to 16 clubs was rescinded after the 6 clubs were afforded the opportunity to present their credentials and their observations on the NSWCA's draft Management Plan in an appropriate way and before an appropriate forum. The decision by the Board of the New South Wales Cricket Association explicitly acknowledged "being impressed with the detail of the affected Clubs' plans".

The whole process, which effectively consumed for 6 months or so every spare moment of time of a number of the Club's Executive and Committee members, was distressing.

It is inappropriate to comment further on these events in this report, suffice it to say that the Club must emerge stronger from the cathartic experiences to ensure its own survival because, sadly in my opinion, it cannot rely on a broader goodwill and commonsense within the cricket fraternity.

Recent months have suggested to me a renewed vigour within the Club to put its house totally in order as the foundation stone upon which the Club's future fortunes will depend. This is a marvellous Club, rich in heritage and tradition notwithstanding its comparatively short history in Grade, and the dogged fight has been worth it and must remain so.

It would be fitting to conclude by acknowledging at a time of significant personal disappointment the extraordinary contribution Geoff Lawson has made, and continues to make, to this Club. He is a favoured son.



CHRIS CHAPMAN
President

FIRST GRADE REPORT

UNIVERSITY OF NSW CRICKET CLUB

1ST GRADE REPORT

1996/97

How can you summarise our season?

On the scoreboard this year's 1st Grade side unfortunately ranks as the worst since the first couple of years of our existence in the grade competition. That's not a big rap and cannot be accepted given the levels of performance and success this club has achieved particularly in 1st Grade.

However, as I look back over the season, essentially there are only positive aspects that stand out. The reason these aspects stand out is the influence they will have on a bright, positive and successful future for the team (provided certain fundamental weaknesses are addressed).

These positive aspects ironically derive from the major problems facing the side this season being, firstly, the fact that we were a relatively inexperienced team who lost arguably its two best players for the start of this season (at least, that is, the two most proven performers), and secondly, we were required to play in an outrageous environment of uncertainty as to the continued existence of our club. Nevertheless:

- in all but two games (Waverly and Sutherland) we proved very competitive and could have conceivably won any or all of our matches. Even the Waverly 1st innings disaster almost yielded outright points for us with them being 9 down and well short of the target we set. Only winning 2 games did not reflect our competitiveness. Even faced with the above problems we were a competitive team;
- the two games we did win were right at the end of the season at a time when sides with less than perfect team morale and intestinal fortitude would have been losing outright. It was truly inspiring to finish the season playing so well given everything that had transpired during the season (and particularly the nonsense that was happening off the field). In the last game against ND's, while some of the side were engrossed in submissions rather than cricket, we belted them even though we had by far the worst of the conditions; and
- Benny Nott's batting and Wazza's bowling were first-class (literally), although not consistently at that level as would force the selectors to take note.

As a team we can hold our heads high. The commitment, teammanship, loyalty, and overall enjoyment factor, were probably unparalleled even among the sides enjoying greater successes on the field. Even when we don't win (which we should not accept) these achievements are worthwhile and will hold us in good stead as a team and as individuals on or off the field. It is feasible to assume that, if we could have retained just one player we could have won 4 or 5 more games. The difference between us winning and losing was that fine a line.

Our critical and insurmountable weaknesses this year warrant at least passing reference:

- we were at least one proven batsman (probably two) short of being guaranteed a top half finish. [NB there was only one century scored by mere mortals in the entire season, and that was a 2nd innings hundred as it was];
- we continue to drop too many catches and, inevitably, one or two of those catches will be critical (Gordon and Randwick, at least, would almost certainly have been won);
- we have some very talented young players who suffered from some initial bad luck, destroyed confidence, but most significantly a lack of experience (and experienced teammates) to enable them to cope with the slumps and regain their form;
- our spinners were unable to exert pressure often enough and consistently enough at a first grade level; and
- there was NO pressure being applied to the struggling 1st grade players from the lower grades.

A summary of the individual players seasons reads something like this:

Michael Slater

His numbers were magnificent and his batting at its brilliant best. Slats' impact on the side when he is available to play is enormous and always positive. We always appreciate the opportunity to play cricket next to champions such as Slats (and Henry) and I believe the younger players are using these opportunities to learn from Slats. Slats' club involvement, in these times of increasing commitments and obligations for "the stars", is superb and appreciated by us all.

Good luck in the UK Slats. You deserve your return to the test side and you will undoubtedly continue your successes at that level. We look forward to playing some more cricket with you next year (first-class commitments permitting).

John Horley

Jackster's year, performance wise, was average. However, with Traff's injuries and Pratty's apparent reluctance, Jack stood up as the logical next leader in first grade. His efforts as the vice-captain were invaluable and he assisted me both on and off the field in what was a very difficult year for me.

Unfortunately I tend to continue to describe Jack as having enormous potential as an all-rounder. This is a function of his under-performing (in my view), with natural skills that most first graders would kill for. I believe Jack has **at least** 2 or 3 outstanding years ahead of him.

Ben Nott

Ben's batting ability was evident on many occasions this year and he deserved to top the averages. A run of bad luck (that probably even surpassed Carso's), mainly in the middle of the season, prevented him from passing 500 runs and, indeed, possibly approaching records. Notty's commitment and 'ticker', combined with his unquestionable ability, suggest a bright

future. His keeping was good although occasionally untidy. Generally, however, when the catches and stumpings came the untidiness disappeared (which is when it matters).

Notty's main areas for improvement would seem to be in concentration and in tidying up his keeping. Notty is a great team man and an integral element of the team's excellent morale. Big things are anticipated for Notty and he has the right attitude, and propensity to listen and learn, to achieve them.

Warren Saunders

The pick of our bowlers this year, Wazza was at times unplayable. Seeing Rodney Davidson incapable of getting his normally impenetrable defensive bat on almost 3 overs straight from Wazza, was watching a first class standard performance. His efforts against Bankstown where he was again generally unplayable (on the wicket at a time when it was about 50% as 'juiced up' as when their "hormones" were bowling, and then into the gale the next week on the miraculously transformed road) was further evidence of his ability and potential.

Consistency and an extra yard or two of pace will make a big difference to Wazza's chances of progressing even further. Wazza always displays plenty of guts and determination with bat, ball, and in the field. After a meteoric rise over the last few years, Wazza is probably the first man picked in the side and he can take enormous pride in his achievements. A "superior" level of fitness should be his initial aim.

Brad Schirmer

Sneaky had a better year than his statistics suggest. Being a little concerned about his skills against the slower bowlers, Sneaky stuck up his hand to jump into the opening role (to save the captain at a time when his focus on cricket began to wane) and did a pretty good job. Although not reaching huge scores he occupied the crease for important periods of time (particularly in the Slats 'support show').

Sneaky's fielding was not up to his own extremely high standards. This, and getting his feet moving (like they did at the end of the prior season) are the main areas Sneaky should focus on for next year.

Dave Carson

A very talented young player who ultimately contributed well short of expectations on the field, but invaluable contributed in our off the field dramas.

Carso had no luck early on. The first false, or half-false, shot he played ended in dismissal, and his confidence was slowly eroded away. If his skipper could have shared a little good fortune with him (maybe a nick **past** leg stump, or a nick onto the pad and **wide** of short-leg) his season could have been a different story. Anyway, there is no point dwelling on bad luck. For the future of this club (and obviously in his own self-interest) Carso has to come through with the goods in first grade. I think it is a little bit of a shot selection issue and using his head a little more in the way he bats in certain conditions.

Carso's ground fielding is superb (a 1986 Pratty-esque/1976 Livo-esque arm). His chinamen or orthodox breakers have much potential but will need a little work along with his catching. Another quality team man in a quality "team".

Anthony Pratt

A slow start to the year saw our emerging spinner heading towards No 11 in the batting order, and an average of 50+ with the ball. His batting at the end of the year was back to "No 4" material and his bowling got back to something like last year.

Pratty still contributes a lot in the field and with bat and ball. Consistency with his bowling is a concern (as it has tended to be with his batting). On conducive wickets and/or when he manages to get it all together, Pratty's bowling is impressive. His "sledge" contributions have fallen away but he otherwise continues to be the consistent club social identity.

Mathew Hayward

Started full of promise with bat, and even more so with the ball. Knocking Phelps over with a 'pearla' was a highlight, as was his match saving innings in the 2nd innings of that game.

Hayes can bat and his bowling is underrated. Jungle's physical condition at age 41 leaves Hayes for dead which is obviously a limiting factor in his performance. He can be a top line first grader and should continue to aim for this. His sledging is ordinary and should be discouraged at all costs. Great to have in the team but taking him out in public should be approached with caution and done at your own risk.

Greg Hackney

A meteoric rise for Hackers to make his 1st grade debut in the first game this year. Mainly playing as a bowler Hackers had some early success (not surprisingly, also with the bat). Hackers tended to be a little inconsistent and went for way too many runs for an 'offie'. In fact his bowling lost it a little, probably as a result of continuing niggling and restricting injuries. The bowling showed some signs of improvement at the end of the season, at the same time that his undoubted batting skills seemed to desert him. His 70* saved us from the most humiliating team batting performance against Waverly.

Darren Stephens

Shaker's impressive form in 2's saw him force his way into a side that already had 3 performing seamers. Bankstown, Petersham and NDs were great exhibitions of hitting the deck hard and getting real movement while forcing the batsman to play 99 times out of a hundred.

Shaker has a good cricket brain and gets on well with everyone (except the skipper at centre wicket practise). He proved a wonderful asset to the team and our success rate improved while he was there. There were occasions when he and Wazza were bowling where it would have required a test player to get a bat/nick on them.

Like Wazza, Shaker would benefit from a yard or two of extra pace (and a less dodgy back).

Andrew Johnson

AJ started poorly and a certain level of laziness outside off stump seemed to cause his demise. The belting of Randwick's attack to all parts of the ground in pursuit of unlikely outright points had everyone believing he was back to his best and just needed to be let loose from whatever shackles were restricting him. However, it took a short stint in seconds to bring about some consistent and impressive performances in first grade at the end of the year.

AJ should get plenty of first grade runs if he can get his nose a lot closer to the ball (ie have a close look at Slats - everyone should anyway).

Andrew Shaw

Shawy is still one of the best bats in the club and probably the best slips fielder. Finally experiencing work and spousal commitments has limited his ability to focus on his cricket. Although moving into the veteran league, I believe Shawy has a lot to offer on (and off) the field and picking him in first grade this season was not a difficult decision (although it would be nice if he could have established a little more form - he is, however, a proven player).

Paul Urquart

Urqs made his first grade debut after being the only second grader to display 'some' consistency in form. It was not the ideal way to introduce Urqs to first grade as his form was not compelling. Nevertheless, Urqs' displays were indicative of a player who could make the grade when not 'rushed' (ie allowed to benefit from an extended stint in second grade where his abilities are allowed to develop at their own speed).

Tim Buckett

Timmy burst into first grade with real potential to be a major attacking weapon for us. Unfortunately the body is proving to be too fragile and a batting career may need to be pursued (which this writer believes is not as silly as some people might believe - there is probably only a shot selection issue that needs to be addressed). Hopefully the fitness can return as Timmy's bowling has great potential.

Hamish Nott

There were real hopes that Hamish would start the year on fire and force his way into first grade. He was an identified talent to fill the holes left by Youngy and Phelps. Unfortunately his season came unstuck early with some bad technical habits taking over. With some returned confidence in the second half of the season Hamish did enough to get a couple of games in first grade. His innings against Petes was full of guts and determination while wickets were tumbling around him. Hopefully his undeniable talents can shine through next year and he can spend some time in the middle with Slats (when Slats is available).

Others

Many thanks to Manilla as our scorer, statistician and (basically) manager.
Big thanks to Livo and Dennis for their coaching, mentoring and other assistance.
Thanks also to the Notts and Carsons for their long distance support and visits.

Thanks to Henry for his never ending support for this club either at trainings or games, or in compromising his own employment by being the most vocal and influential defender of our

position in the grade competition. Henry is a genius of a clubman and we should feel extremely lucky to play for the club he has called his own.

As things turn out, these next couple of paragraphs have been added some days after the above report was compiled because of recent events. It was today that I heard the news that Henry had lost his coaching job for NSW. As I have said above, there was some concern that Henry had jeopardised his coaching position by being so supportive of the club in its battle with the NSW Cricket Board. Most rational thinkers would have hoped that the decision to retain Henry as State coach would obviously ignore such extraneous considerations. I fear it did not.

I have played a lot of cricket, and been exposed to a lot of talented and clever cricketers. I will unequivocally state that Henry is the most astute, knowledgeable, and intuitive cricketer I have ever met. When you play cricket with Henry, or are coached by Henry, you are continually learning about the game. His ability to articulate technical aspects of the game to players, as well as the reading of the game, field placements and other strategies, never ceases to impress this less than impressionable cricketer. I honestly learn from Henry every time we talk cricket. Only on rare occasions would we disagree on a significant cricket aspect but that would normally happen when I take a Henry comment out of context. Henry's manner, and forthrightness in his views have obviously rubbed some influential people up the wrong way. We basically know this, but it ignores Henry's contributions, and ability to contribute, to Australian, NSW, or club cricket.

If the decision to axe Henry is because they want someone who is everyone's pal and will pamper to the egos of the "high-flying" young cricketers of today than the decision may be supportable. If the role is for the best coaching candidate, it is impossible to look past Henry. It is impossible, from where I sit, to in any way forego these talents which, combined with a genuine and unabashed passion for NSW and its cricket, are invaluable to the Shield team and players throughout NSW. No reasons were given to Henry for his "dismissal" (other than wanting to pursue a different direction), and no criticisms have, or could, be levelled at his performance over the last two years. His treatment has been shameful in nearly every regard.

I for one would like to put on record my support for Henry and my disgust at his treatment. Fortunately, as Henry has said, it is not an issue of now being unemployed that rankles - Henry will never have any problems in falling on his feet. It is the fact that this is a loss to him of a pursuit that drives him - his passion for cricket, and particularly, NSW cricket - that must hurt very deeply when clearly there has been no basis for his demise. Hopefully there will remain real opportunities for Henry to stay actively involved in NSW cricket because NSW cricket cannot afford to lose his considerable talents.

Finally (if people can indulge me) a small public tribute to my dad, Patrick Leslie Dixon. The fact that he passed away during this cricket season makes it inherently the worst season I can remember. Fortunately, though, his legacy is only of wonderful memories. I am extraordinarily lucky to have had him as my father. He was never one for mentioning his own exploits and, accordingly, many will not know what he had achieved. I won't try to detail them here as it would hardly do him justice and it would not be what he would like to have done. Nevertheless I believe his life is worthy of the greatest accolades, and I therefore take this opportunity to pay a small but important tribute to a wonderful life.

DISCO

AJ started poorly and a certain level of laziness outside off stump seemed to cause his demise. The belting of Randwick's attack to all parts of the ground in pursuit of unlikely outright points had everyone believing he was back to his best and just needed to be let loose from whatever shackles were restricting him. However, it took a short stint in seconds to bring about some consistent and impressive performances in first grade at the end of the year.

AJ should get plenty of first grade runs if he can get his nose a lot closer to the ball (ie have a close look at Slats - everyone should anyway).

Andrew Shaw

Shawy is still one of the best bats in the club and probably the best slips fielder. Finally experiencing work and spousal commitments has limited his ability to focus on his cricket. Although moving into the veteran league, I believe Shawy has a lot to offer on (and off) the field and picking him in first grade this season was not a difficult decision (although it would be nice if he could have established a little more form - he is, however, a proven player).

Paul Urquart

Urqs made his first grade debut after being the only second grader to display 'some' consistency in form. It was not the ideal way to introduce Urqs to first grade as his form was not compelling. Nevertheless, Urqs' displays were indicative of a player who could make the grade when not 'rushed' (ie allowed to benefit from an extended stint in second grade where his abilities are allowed to develop at their own speed).

Tim Buckett

Timmy burst into first grade with real potential to be a major attacking weapon for us. Unfortunately the body is proving to be too fragile and a batting career may need to be pursued (which this writer believes is not as silly as some people might believe - there is probably only a shot selection issue that needs to be addressed). Hopefully the fitness can return as Timmy's bowling has great potential.

Hamish Nott

There were real hopes that Hamish would start the year on fire and force his way into first grade. He was an identified talent to fill the holes left by Youngy and Phelps. Unfortunately his season came unstuck early with some bad technical habits taking over. With some returned confidence in the second half of the season Hamish did enough to get a couple of games in first grade. His innings against Petes was full of guts and determination while wickets were tumbling around him. Hopefully his undeniable talents can shine through next year and he can spend some time in the middle with Slats (when Slats is available).

Others

Many thanks to Manilla as our scorer, statistician and (basically) manager.
Big thanks to Livo and Dennis for their coaching, mentoring and other assistance.
Thanks also to the Notts and Carsons for their long distance support and visits.

Thanks to Henry for his never ending support for this club either at trainings or games, or in compromising his own employment by being the most vocal and influential defender of our

As things turn out, these next couple of paragraphs have been added some days after the above report was compiled because of recent events. It was today that I heard the news that Henry had lost his coaching job for NSW. As I have said above, there was some concern that Henry had jeopardised his coaching position by being so supportive of the club in its battle with the NSW Cricket Board. Most rational thinkers would have hoped that the decision to retain Henry as State coach would obviously ignore such extraneous considerations. I fear it did not.

I have played a lot of cricket, and been exposed to a lot of talented and clever cricketers. I will unequivocally state that Henry is the most astute, knowledgeable, and intuitive cricketer I have ever met. When you play cricket with Henry, or are coached by Henry, you are continually learning about the game. His ability to articulate technical aspects of the game to players, as well as the reading of the game, field placements and other strategies, never ceases to impress this less than impressionable cricketer. I honestly learn from Henry every time we talk cricket. Only on rare occasions would we disagree on a significant cricket aspect but that would normally happen when I take a Henry comment out of context. Henry's manner, and forthrightness in his views have obviously rubbed some influential people up the wrong way. We basically know this, but it ignores Henry's contributions, and ability to contribute, to Australian, NSW, or club cricket.

If the decision to axe Henry is because they want someone who is everyone's pal and will pamper to the egos of the "high-flying" young cricketers of today than the decision may be supportable. If the role is for the best coaching candidate, it is impossible to look past Henry. It is impossible, from where I sit, to in any way forego these talents which, combined with a genuine and unabashed passion for NSW and its cricket, are invaluable to the Shield team and players throughout NSW. No reasons were given to Henry for his "dismissal" (other than wanting to pursue a different direction), and no criticisms have, or could, be levelled at his performance over the last two years. His treatment has been shameful in nearly every regard.

I for one would like to put on record my support for Henry and my disgust at his treatment. Fortunately, as Henry has said, it is not an issue of now being unemployed that rankles - Henry will never have any problems in falling on his feet. It is the fact that this is a loss to him of a pursuit that drives him - his passion for cricket, and particularly, NSW cricket - that must hurt very deeply when clearly there has been no basis for his demise. Hopefully there will remain real opportunities for Henry to stay actively involved in NSW cricket because NSW cricket cannot afford to lose his considerable talents.

Finally (if people can indulge me) a small public tribute to my dad, Patrick Leslie Dixon. The fact that he passed away during this cricket season makes it inherently the worst season I can remember. Fortunately, though, his legacy is only of wonderful memories. I am extraordinarily lucky to have had him as my father. He was never one for mentioning his own exploits and, accordingly, many will not know what he had achieved. I won't try to detail them here as it would hardly do him justice and it would not be what he would like to have done. Nevertheless I believe his life is worthy of the greatest accolades, and I therefore take this opportunity to pay a small but important tribute to a wonderful life.

DISCO

GAME SUMMARIES

Round 1 vs Gordon

Won the toss but had to bat to use Slats on this rare occasion. The wicket was not good but Slats was awesome - a magnificent 86 - deserved a hundred. Notty and Carso were unlucky, and Jack and Hayers played well. The lower middle order and tail batted poorly at the start of the second week when the wicket was better, and we therefore only managed to set them 216 to win.

We bowled well but dropped their two top scorers at crucial stages (two sitters, Pratty and Carso - without mentioning names). Nevertheless they were 8 down when they nudged passed us and 9 down immediately thereafter. A first up win that was ours, but blown, had a debilitating impact on the season for this inexperienced side.

UNSW 215 (Slater 86, Hayward 34, Horley 30*)

lost to

Gordon 244 (Horley 3/49, Saunders 3/41, Hackney 2/74)

Round 2 vs Manly

Lost the toss and were sent in on a real wet one courtesy of 2nd grade. Only lost our 2nd wicket in the 21st over but the 'sticky' then simply turned into a Herzberg paradise. Jack and Hackers batted well at the end but we could only muster 109. In the few overs available at the end of the day we had Manly reeling at 2 for 5.

Although the next week started surprisingly damp, the wicket held few demons after the first 5 or 6 overs. We had them 6 for 74 and were a real chance even though we had the worst of the conditions. Roly Alexander batted superbly in the circumstances and steered them home. Hayers was the pick of the bowlers although Hackers got the 5 for.

Manly decided to bat on and then send us back in, foolishly expecting us to roll over and die. A Dixon/Hayward 2nd wicket partnership of 153 absolutely stuffed them (and could have indicated what might have been if the wicket was dry on Day 1).

UNSW 109 (Hackney 21*) and 2/182 (Dixon 103*, Hayward 61)

lost to

Manly 197 (Hackney 5/67, Hayward 3/18)

Round 3 vs Randwick

Sent them in on a wicket that ultimately played 'slow'. Toole batted well and Chee Quee scored the innings (92) that proved too much for us after being dropped 1st ball at second slip off Hayers (Jackster being the entirely unexpected culprit). Wazza, Hayers, Jackster, and Timmy Buckett all bowled well. Hackers bowled just 5 balls before requiring stitches to a dropped caught and bowled. Pratty suffered at the hands of Chee Quee and was appropriately sledged for darting one in after being hit for 3 sixes off the first three balls of his 11th over.

We finished that evening at 0 for 16 and felt good after comfortably seeing off Anthony Stuart in gloomy light. We then slumped to 4 for 28 the next morning before Sneaky and I put on 41. The tail wagged and got us to 157. 2 crucial run-outs killed us (Notty and me), but the chance off Chee Quee was really the difference between winning and losing.

Randwick decided to set us a few (Toole was impressive again). Wazza knocked Chee Quee over 4th ball (Jackster caught this one, again at second slip). They set us 175 to get off 26 overs (against the state opening bowler and in deteriorating light). We started well being 1 for 31 after 4 overs, 2 for 72 after 8 overs, and being well ahead of schedule at 4 for 103 at the end of the 13th over. They then brought back Stuart in the darkness and had the nerve to sledge us for closing up shop and taking the light in impossible conditions (ie rather than simply hand them 10 points). An angry Sneaky was a sight not seen before, but he was justly pissed off with the arrogance of the opposition.

UNSW 157 (Dixon 50,Horley 23,Saunders 22) and 6/124 (Johnson 35,Nott 29,Hayward 26) lost to
Randwick 242 (Saunders 4/49,Hayward 2/43) and 7decl 89 (Pratt 3/16,Saunders 2/25)

Round 4 vs Mosman

We chased some serious leather during the middle part of their innings but fought back superbly to take the last 7 wickets for 28 runs. Jackster got a hat-trick and Hayers supported him well. Pratty went for a few more "sixers".

We had a short stint at the crease that evening and unfortunately lost 2 for 28. I didn't see any of the next week but we fell marginally short with Notty, Jack, Sneaky, AJ, and Wazza all doing well.

UNSW 221 (Nott 65,Horley 43,Schirmer 37,Saunders 21*)
lost to
Mosman 237 (Horley 5/37,Hayward 3/26)

Round 5 vs Eastern Suburbs

We won the toss and elected to bat on a belter. Easily our worst batting effort (and that's saying something), with a wicket lost off the first ball not assisting our cause. Hackers saved us from absolute disgrace with a great 70* and Pratty chipped in as well. We were 7 for 49 at one stage, on the best batting wicket we saw all year.

They were one run short overnight and passed us first thing the next week, three down. They declared in order to generously (but sensibly) set the game up for 10 points. Sneaky, AJ, and Notty played superbly and we set them 221 to get off 40 overs on a road.

We did extremely well and had them 9 down and 32 runs short. Matthews came in at No 11 because of a bad back and managed to block out the last 4 overs without too much trouble. We nearly scrambled some points out of a game we had played disgracefully when it mattered most.

UNSW 158 (Hackney 70*,Pratt 22) and 4decl 222(Johnson 73,Schirmer 63,Nott 39*)
lost to
Eastern Suburbs 3decl 159 (Pratt 2/27) and 9 for 189 (Hackney 5/42,Pratt 2/47)

Round 6 vs North Sydney

We lost the toss and were dealt the severest punishment we were to see all year. Some spilt chances (the skipper's sitter at mid-on being a low-light) but Wazza's caught & bowled off

Shoobridge was a beauty. Wazza's numbers 9 overs, 4 maidens, 2 for 8 were pretty impressive. Why did the captain only give him 9 overs?

They decided to declare and have a shot at us late that evening. Urqs and Sneaky saw us through to 0 for 31 and we had immediately turned a formidable chase into a very gettable one. The next week we were 3 for 156 but lost 2 quick wickets. Then the rain came and messed up our progress. We were on and off and eventually the target became almost impossible due to loss of time. We lost a few wickets attempting the unlikely slog, and then closed up shop to finish with an honourable draw. Notty batted superbly and was basically a sacrificed wicket after the rain.

A pretty good effort against a quality side. We more than held our own in the circumstances.

UNSW 8 for 198 (Nott 53, Hayward 28, Urquart 23, Schirmer 21, Dixon 20)
drew with
North Sydney 6 decl 292 (Saunders 2/8, Hackney 2/105)

Round 7 vs Sutherland

Again some exceptionally poor batting, but also some unlucky decisions. We were rolled for 124 and were passed that evening 3 down (Youngy smashed us). We were then 3 for 26 at the end of play. One of the worst days cricket I can remember for the club.

Notty ensured we got a few ahead with a gutsy 79* - wisdom teeth just removed. Hackers also contributed well in his night watchman role. We bowled OK but Davidson and Youngy steered them home, again only 3 wickets down. Wazza's bowling in both digs was outstanding. He constantly beat the bat and had a couple of chances put down. Davidson, particularly in the 1st innings, just couldn't get bat on him.

UNSW 124 (Horley 30, Pratt 18*) and 168 (Nott 79*, Hackney 26)
lost outright to
Sutherland 3 decl 126 (Dixon 2/27) and 3 for 169

Round 8 vs Bankstown

The hormones won the toss and sent us in on a wicket that was difficult but their bowlers didn't exploit it overly well. We scrambled to 189 which was competitive if our boys bowled well. This they did to have them 3 for 53 overnight. Wazza, Shaker, and Jack were very unlucky and they could have been more like 7 for 20 if they could stop playing and missing. In fact nearly all of those 53 runs came off the edge of the bat. We knew if the wicket was anything similar the next week we would be odds-on to win.

Unfortunately the wicket had been miraculously turned into a road and we had to battle hard. A howling wind made it difficult to keep pressure on from both ends, as did a couple of missed chances. They got passed us and arrogantly batted on thinking (as Manly did) that we would crumble in the 2nd dig. Like the Manly game we didn't crumble and finished at 2 for 105.

Wazza and Shaker were "Test" bowlers when the wicket was a little "juiced" on the first day. There were also some entertaining moments of fly swatting as the skipper attempted to deal with an inordinate array of shortish deliveries. It wasn't pretty.

UNSW 189 (Dixon 72, Hackney 34, Hayward 22) and 2 for 105 (Dixon 47, Schirmer 23, Hayward 22*)

lost to

Bankstown 6decl 302 (Saunders 3/82, Horley 2/70, Stephens 1/39)

Round 9 vs Sydney Uni

Off to a great start courtesy of Slats and a 103 run opening partnership with Sneaky, and then an 81 run partnership between Slats and Notty. We then lost our stranglehold and essentially collapsed from 1 for 184 to all out 282 against some quality bowling. It was, however, a lost opportunity.

We had them 2 for 12 overnight and were confident. However they batted superbly on an unresponsive pitch and squeezed home 9 down. We had a couple of overs at No 11 but couldn't make it happen. Wazza again bowled superbly and 3 run outs helped our cause.

UNSW 292 (Slater 126, Nott 24, Dixon 23)

lost to

Sydney Uni 9 for 293 (Saunders 3/45, Horley 2/80)

Round 10 vs Balmain

Most of Day 1 was a wash out but we tried valiantly to get in as much cricket as possible. We had them 2 for 11 and the rain came. We probably should have resisted our urges to get back out there after the rain because the conditions only served against us. Day 2 was a complete wash out.

UNSW

drew with

Balmain 2 for 84 (Horley 2/30)

Round 11 vs Wests

We batted first and played poorly to only muster 188. Unfortunate and unlucky run outs of Notty and Carso did not help. The skipper showing none of his years of experience and throwing it away after a start also didn't help our cause.

We bowled OK but couldn't maintain the pressure. Pratty bowled well on a receptive wicket but Hackers unfortunately couldn't find the spot on a wicket that suited him down to the ground. This was a game we could have, and should have won even though the scoreboard tells a different story.

UNSW 188 (Johnson 44, Dixon 39, Pratt 38*)

lost to

Wests 5 for 191 (Pratt 4/62)

Round 12 vs Petersham

Shaker was unplayable and we combined to knock them over for 117 on a dubious wicket. It should have been a snack but our batsman dug themselves into holes that they found impossible to extricate themselves from. We didn't think about how to go about getting runs in the conditions. We only managed 99.

UNSW 99 (Dixon 41)

lost to

Petersham 117 (Pratt 4/16, Stephens 3/53)

Round 13 vs Parramatta

We restricted them to 262 on a good batting deck. Again it was our ability to knock over the later order that proved crucial, Wazza taking 6 for.

Slats led the charge and we ended up getting home quite comfortably, Carso, AJ and Pratty doing exceptionally well at the end against a good attack (particularly Bayldon's new found leggies).

A really gutsy win towards the end of a difficult season.

UNSW 6 for 266 (Slater 67, Carson 57, Johnson 49*, Schirmer 26, Nott 26)

beat

Parramatta 262 (Saunders 6/71, Stephens 2/32)

Round 14 vs Fairfield

Another one that slipped away. We knocked them over for 208 with all of the bowlers pretty impressive. Hackers' signs of returning to form were encouraging. Notty was the only batsman to stand up and be counted but he through his wicket away at a crucial and stupid stage.

UNSW 191 (Nott 71, Hayward 24, Johnson 22)

lost to

Fairfield 208 (Hackney 4/12, Stephens 2/39, Hayward 2/45, Saunders 2/51)

Round 15 vs Northern Districts

The last round of the most difficult, and potentially demoralising, season could have been excuse enough for us to roll over and die. Nothing of the sort as we turned in a comprehensive display and absolutely belted them after having by far the worst of the conditions.

We were sent in on a real seamer's paradise. 120 would have been competitive - we got 180 with Pratty and Shaker doing a great job in a last wicket stand of 42. We had them 5 for 60 overnight, Shaker in particular reeking havoc. They got to 100 thanks to a dodgy 43 run partnership that was up there with the all time least convincing.

We decided to set them a target that could not be described as too generous. We declared at 5 for 135 to set them 216 to get in 30 overs (you could understand them thinking this may have been unachievable, however, after the season we had had, we weren't taking **ANY** chances with any of our points). A few of their batsmen grew an extra leg while we weren't watching and they were flying towards the target at one stage (5 for 120 after 16). It was always beyond them and they closedh up shop upon losing their 7th wicket.

UNSW 180 (Nott 29,Johnson 28,Pratt 24*,Stephens 22,Hayward 20) and 5decl 135 (Pratt 32, Carson 27)

beat

Northern Districts 100 (Stephens 5/38,Saunders 2/40) and 7 for 146 (Dixon 2/12,Pratt 2/36,Stephens 2/44)

1996/97 UNSWCC 1ST GRADE STATISTICS

BATTING	M	INN.	N.O.	H.S	AGG.	AVE.	C/S	100	50
M.SLATER	3	3	0	126	279	93.00	0	1	2
B.NOTT	15	20	4	79*	480	30.00	18\5		4
J.DIXON	15	19	1	103*	503	27.94	5	1	2
A.JOHNSON	11	14	2	73	296	24.67	8		1
G.HACKNEY	13	14	3	70*	225	20.45	2		1
A.PRATT	15	16	6	38*	194	19.40	5		
B.SCHIRMER	15	16	1	63	271	18.07	10		1
M.HAYWARD	15	18	1	61	291	17.12	2		1
J.HORLEY	13	15	2	43	195	15.00	7		
W.SAUNDERS	15	14	6	21*	113	14.13	5		
P.URQUHART	3	5	0	23	70	14.00	1		
H.NOTT	2	3	0	20	41	13.67	0		
D.CARSON	11	14	0	57	147	10.50	4		
T.BUCKETT	3	3	0	12	29	9.67	2		
A.SHAW	6	6	0	12	41	6.83	6		
D.STEPHEN	8	6	0	22	40	6.67	1		
D.TRAFFORD	3	3	1	4*	6	3.00	0		
M.MULLENS	1	1	0	1	1	1.00	0		

BOWLING	O	M	RUNS	W	AVE	BEST	R/100 balls	B/W
J.DIXON	34	9	96	6	16.00	0\2	47.06	34.00
W.SAUNDERS	238.4	60	692	33	20.97	6\71	48.38	43.35
D.STEPHEN	118.4	31	320	15	21.33	5\38	45.05	47.36
J.HORLEY	176.3	38	505	19	26.58	5\37	47.74	55.67
G.HACKNEY	151.4	28	543	19	28.58	5\42	59.78	47.81
M.HAYWARD	133.5	28	373	13	28.69	3\18	46.57	61.62
A.PRATT	246.3	54	833	22	37.86	3\16	56.37	67.17
T.BUCKETT	35	8	100	2	50.00	1\20	50.51	99.00
D.TRAFFORD	19	6	52	1	52.00	1\20	45.61	114.00
M.MULLENS	9	2	17	0		0\17	31.48	
D.CARSON	3	2	4	0		0\4	22.22	

Wicket	Partnership	Out Going Batsman	Not Out Batsman	Rnd No.	Opponent
1	41	Paul Urquhart (16)	Brad Schirmer (17)	5b	Eastern Suburbs
	43	Paul Urquhart (23)	Brad Schirmer (14)	6	North Sydney
	64	Jim Dixon (47)	Brad Schirmer (13)	8b	Bankstown
	103	Brad Schirmer (19)	Michael Slater (72)	9	Sydney University
	89	Brad Schirmer (26)	Michael Slater (53)	13	Parramatta
2	153	Matthew Hayward (61)	Jim Dixon (85)	2b	Manly
	100	Brad Schirmer (46)	Andrew Johnson (50)	5b	Eastern Suburbs
	51	Matthew Hayward (22)	Jim Dixon (26)	8	Bankstown
	81	Michael Slater (54)	Ben Nott (24)	9	Sydney University
	46	Anthony Pratt (32)	Hamish Nott (14)	15b	Northern Districts
3	47	Andrew Johnson (23)	Ben Nott (23)	5b	Eastern Suburbs
	52	Matthew Hayward (19)	Ben Nott (25)	6	North Sydney
4	45	Andrew Johnson (14)	Ben Nott (29)	4	Mosman
	43	Jim Dixon (20)	Ben Nott (21)	6	North Sydney
	40	David Carson (27)	Ben Nott (150)	15b	Northern Districts
5	45	Michael Slater (37)	Matthew Hayward (6)	1	Gordon
	41	Brad Schirmer (13)	Jim Dixon (26)	3	Randwick
	49	Greg Hackney (25)	Ben Nott (22)	7b	Sutherland
	41	Hamish Nott (6)	Jim Dixon (30)	12	Sydney University
	48	Ben Nott (26)	David carson (19)	13	Parramatta
6	49	Matthew Hayward (28)	Jack Horley (12)	1	Gordon
	38	Ben Nott (21)	Brad Schirmer (16)	4	Mosman
	48	Andrew Johnson (33)	Jack Horley (15)	11	Western Suburbs
	65	David Carson (19)	Andrew Johnson (23)	13	Parramatta
	54	Andrew Johnson (22)	Ben Nott (29)	14	Fairfield
7	41	Jim Dixon (15)	Greg Hackney (24)	8	Bankstown
	43*	Andrew Johnson (26*)	Anthony Pratt (14*)	13	Parramatta
8	31	Jack Horley (14)	Greg Hackney (17)	2	Manly
	36	Brad Schirmer (16)	Jack Horley (19)	4	Mosman
	41	Tim Buckett (6)	Greg Hackney (21)	5	Eastern Suburbs
9	20	Tim Buckett (12)	Jack Horley (5)	4	Mosman
	64	Anthony Pratt (22)	Greg Hackney (40)	5	Eastern Suburbs
	45	Jack Horley (22)	Anthony Pratt (18)	7	Sutherland
	32	Warren Saunders (18)	Anthony Pratt (14)	9	Sydney University
10	19	Warren Saunders (4)	Jack Horley (13)	1	Gordon
	34	Greg Hackney (22)	Warren Saunders (12)	3	Randwick
	40	Jack Horley (19)	Warren Saunders (21)	4	Mosman
	31	Darren Stephens (7)	Anthony pratt (23)	11	Wsetern Suburbs
	42	Darren Stephens (22)	Anthony Pratt (24)	15	Northern Districts

UNSWCC 1ST GRADE ONE-DAY STATISTICS 1996/1997

BATTING	M	INN	N.O.	H.S.	AGG.	AVE	C/S		
B.NOTT	3	3	0	73	159	53.00	2\1		
W.SAUNDERS	3	3	2	18	21	21.00	0		
D.TRAFFORD	2	2	1	14*	17	17.00	2		
G.HACKNEY	1	1	0	17	17	17.00	0		
J.DIXON	2	2	0	14	27	13.50	0		
J.HORLEY	3	3	0	18	27	9.00	2		
B.SCHIRMER	3	3	0	11	18	6.00	0		
D.CARSON	2	2	0	8	8	4.00	0		
T.BUCKETT	2	2	0	6	8	4.00	0		
M.HAYWARD	3	3	0	8	10	3.33	0		
A.JOHNSON	3	3	0	5	7	2.33	0		
P.URQUHART	2	2	0	4	4	2.00	1		
A.PRATT	1	1	0	2	2	2.00	0		
M.MULLEN	2	2	0	4	4	2.00	0		
S.MOHIDEEN	1	1	0	0	0	0.00	1		

BOWLING	O	M	RUNS	W	AVE	BEST	R\100 balls	B\W
D.CARSON	8	1	31	2	15.50	2\31	64.58	24.00
A.PRATT	10	1	37	2	18.50	2\37	61.67	30.00
G.HACKNEY	10	1	39	2	19.50	2\39	65.00	30.00
J.DIXON	18	3	68	3	22.67	3\25	62.96	36.00
D.TRAFFORD	19	1	81	3	27.00	2\46	71.05	38.00
J.HORLEY	17	0	83	3	27.67	2\56	81.37	34.00
T.BUCKETT	13	1	32	1	32.00	1\17	41.03	78.00
W.SAUNDERS	26.2	1	115	3	38.33	2\56	73.16	52.40
M.HAYWARD	23	1	109	2	54.50	1\47	78.99	69.00
M.MULLEN	5	0	28	0	0.00	0\28	93.33	

Sydney Cricket Association 1996/97
First Grade Competition Table

Club	P	W	M	D	L	I	T1	T2	Pts	Batting			Bowling			Quotient
										Wkts	Runs	Average	Wkts	Runs	Average	
ST GEORGE	15	1	10	1	2	-	1	-	73	134	3948	29.46	169	3395	20.09	1.4666
BANKSTOWN-CANTERBURY	15	2	8	3	2	-	-	-	68	115	3871	33.66	166	3645	21.96	1.5310
MOSMAN	15	1	9	2	1	2	-	-	64	142	3558	25.06	153	3195	20.88	1.1999
PENRITH	15	3	6	2	4	-	1	-	62.8	127	4103	32.31	167	3481	20.84	1.5499
BALMAIN	15	3	5	3	4	1	-	-	58	145	3520	24.28	170	3257	19.16	1.2671
NORTH SYDNEY	15	3	5	4	3	2	-	-	52	151	3979	26.35	171	3989	23.33	1.1296
MANLY-MARRINGAH	15	1	6	1	6	2	-	-	44	153	3216	21.02	164	3338	20.35	1.0327
GORDON	15	-	7	1	6	1	-	-	42	149	3244	21.77	134	3188	23.79	0.9151
FAIRFIELD-LIVERPOOL	15	-	7	1	7	-	-	-	42	160	3502	21.89	137	3515	25.66	0.8531
SUTHERLAND	15	1	5	2	7	-	-	-	40	134	3400	25.37	153	3422	22.37	1.1345
RANDWICK	15	1	5	2	6	1	-	-	40	143	3700	25.87	148	3619	24.45	1.0581
EASTERN SUBURBS	15	-	7	3	5	1	-	-	40	129	3072	23.81	140	3765	26.89	0.8855
NORTHERN DISTRICT	15	1	5	2	6	1	-	-	40	147	3196	21.74	148	3801	25.68	0.8466
CAMPBELLTOWN	15	1	5	2	7	1	-	-	36	142	3546	24.97	118	3396	28.78	0.8677
PETERSHAM-MARRICKVILLE	15	1	5	2	5	4	-	-	34	180	3441	19.12	152	3382	22.25	0.8592
WESTERN SUBURBS	15	1	4	3	7	1	-	-	32	154	3605	23.41	121	3550	29.34	0.7979
SYDNEY UNIVERSITY	15	1	4	2	9	-	-	-	30	132	3530	26.74	141	4009	28.43	0.9406
HAWKESBURY	15	1	2	4	7	1	-	-	22	146	3457	23.68	111	3508	31.60	0.7492
PARRAMATTA	15	-	4	2	7	3	-	-	22	185	3288	17.77	129	3589	27.82	0.6388
UNIVERSITY OF NSW	15	-	2	2	10	1	-	-	12	163	3505	21.50	139	3637	26.17	0.8218

Note - 2.2 competition points deducted from Penrith for breach of SCA Competition Rule 5(6) (Min Over-Rates)

SECOND GRADE 1996/97

There is no hiding the fact that 1996/97 was, overall, a disappointing year in Second Grade. In what was always going to be a tough and testing period for the club as a whole, it was imperative that the top few grades improved their performances to lift UNSWCC back up to the upper regions of the Club Championship. It is now history that this was not the case but through the disappointment of our season's underachievements, there were several positives which came out of the season which can be focussed on and used to keep improving in the seasons ahead. Our season record of 1 outright win, 4 wins, 2 draws and 8 losses could have been tipped a lot more favourably in our direction.

In searching for reasons for our lacklustre performances, you probably need look not much further than our batting display. Our typical innings was 3/30, 5/100 and all out around 200. Consistently our middle/lower order were forced to save the remnants of our first innings to post a score to bowl at. If it were not for the success of Dougy Morson and Dave Trafford in our middle order and a couple of stirring partnerships between Dave Gainsford and Dave Quinlan, our season would have been a whole lot worse. Our top six batsmen were just too inconsistent and mixed the odd good innings with poor shot selection and lack of concentration. Having said that, it was encouraging to see Hamish Nott start to recapture his best form towards the end of the year and he gained some invaluable experience with a couple of games in 1st grade. Steve Norbury, on promotion back to Second Grade, looked better and better as the season went on and Paul Urquhart also had a taste of 1st Grade for the first time after some solid mid season performances. As already mentioned, the contributions of the middle to lower batting order are to be commended. Dougy Morson keeps improving his batting enormously each year and deservedly scored his first 2nd Grade 50 during the year and topped the batting aggregate. Dave Trafford displayed a consistency with the bat to suggest that he can lay claim to "all rounder" status and his sensible batting proved invaluable in many pressure situations. It would be remiss of me not to mention Dave Gainsford, Dave Quinlan and Micky DeBello who all played their part in magnificent match winning partnerships under extreme pressure to win games against Fairfield and Parramatta.

Probably the second most important area where we let ourselves down during the year was our catching. I could say in all certainty that missed chances cost us 2 games this year and maybe more. Concentration and practice are vital in this respect and to threaten for the title in coming years, an improvement must be made as critical games are so often decided by critical catches.

The most satisfying part of our game for the entire season was in the bowling department. It is not an understatement to say that we had one of the top few attacks in Second Grade and consistently troubled opposition batting lineups. Three bowlers took more than 15 wickets and averaged under 20 for the season which is a great achievement. Tim Buckett terrified batsmen in his 2 games and Darren Steven bowled some magnificent spells in the first half of the season and could have easily picked up a larger bag of wickets. Both deserved their promotion to 1st Grade where they proved they have the ability to succeed at that level. Dave Gainsford was his usual aggressive self and more often than not took the crucial wickets which created holes in the opposition. Dave Trafford, after semi-retiring to 2nd Grade with a back complaint, still managed to collect 26 wickets and Mark Mullen snuck up behind the lot of them to snare 31 wickets for the season. Our depth of bowling should be the platform to launch our improvement over the next few seasons.

Season Highlights

- The first game of the season vs Gordon resulted in a scoreline that brought back memories of the U/10's when Gordon were 5/9 overnight with Tim Buckett and Shaker running riot, eventually taking 4/47 and 5/48 respectively in a first round win. Mark Leahy produced a fine 2nd innings batting display only to fall desperately short of his first 2nd grade hundred with 99 while Tim Buckett smashed 58 in quick time.
- A victory against Randwick was set up by Paul Urquhart with 57, Traff with 47 and then Traff and Shaker 3 wickets each, despite some dispute about moisture content at the VG and some entertaining post match literature provided by the opposition.
- The moisture content became a serious issue when, three quarters of the way through the game against Mosman, political comfort took precedence over cricket reality and a bone dry field became a mini lake as sprinklers saturated the ground due to a fault in the air conditioning at the square house, forcing the game to be abandoned.
- Shaker's hat trick against his old club North Sydney in taking figures of 5/33, even despite the relatives turning up late, Dougy Morson's first 50 in 2nd grade and Dave Carson's "reincarnation" as a batsman with a magnificent 119 in the 2nd innings even though he persisted in playing hook shots off his forehead.
- Hamish Nott's twin half centuries vs Sutherland, the eventual premiers, punctuated by some most entertaining sledging/dribbling from Capital.
- AJ's return to form with a typically stylish 94 against Sydney Uni with Mullos 4/37 and Traff 3/16 rounding off a well needed victory.
- Parramatta was one of the finest moments of the season when, Parramatta at 8/135 looked in all sorts of trouble, then made 269 with Capital 4 wickets and Traff 3. Lats combined inventive banter with an awesomely struck 60 but UNSW were then 8/229 requiring 41 to win when Capital and Quince shared in one of the most inspirational partnerships in recent memory scoring 29* and 11* each to seal a magnificent victory.
- 2nd grade lived up to the growing reputation as "club function specialists" against Fairfield. Set 122 to win on first innings with Mullos taking 4/21, UNSW typically made hard work of it with Micky Debello finding form at no. 11 to pass them 9 wickets down. In the 2nd innings we were set 143 to win after Traff took 4 wickets and a sensational outright win was consummated on the pub crawl that night as Tex, Hamish, Dougy and Bowie all contributed with the bat.
- Tex overcame numerous muscle spasms to score 89 against Northern District and Quince relived days of past glory in unleashing every shot in the coaching manual on his way to 40*, ably assisted yet again by Capital with 35 in a ninth wicket stand of 59.

A cricket season with the UNSWCC does not pass by without many good times, on and off the field, shared by all participants. This season was no exception and despite the difficult environment under which we played for most of the season, I was never in doubt of the desire, ability and commitment of all who played 2nds this year and I thoroughly enjoyed my first season as captain and thank the whole team for their support and advice throughout the season. With this season's difficulties now behind us, it is now time to regroup and focus on succeeding in the seasons ahead.

Mullos.

Second Grade Statistics

Batting

Name	Runs	Home Runs	Errors	At Bats	Average	Errors
M Morson	17	4	51*	377	29.0	20
H Nott	16	1	66	314	20.9	9
D Trafford	12	1	47	295	26.8	2
P Urquhart	15	0	60	283	18.9	6
M Leahy	16	0	99	242	15.1	5
S Mohideen	14	1	54	234	18.0	5
S Norbury	8	1	89	213	30.4	3
M Mullen	14	1	49	194	14.9	7
A Johnson	7	0	94	175	25.0	0
D Carson	5	1	119	146	36.5	0
L Latimer	5	0	43	137	27.4	0
D Quinlan	14	6	40*	134	16.8	6
D Gainsford	10	3	35	118	16.9	2
D Bowcock	5	1	31*	81	20.3	0
A Williams	4	1	43*	70	23.3	1
T Buckett	3	0	58	66	22.0	0
N Dornan	4	0	19	42	10.5	0
A Shaw	3	0	23	38	12.7	2
D Stevens	8	3	8	22	4.4	1
S Debello	4	3	11*	18	18.0	2
P Carson	4	0	8	17	4.3	2
B Schirmer	1	0	12	12	12.0	0
A Lamb	3	0	6	7	2.3	1
D Jebb	1	0	3	3	3.0	0

Bowling

Name	Games	Wickets	Runs	Average	Best	Strike Rate	Rate
M Mullen	204	45	31	551	6.6	2.7	17.8
D Trafford	188	45	26	459	7.2	2.4	17.7
D Gainsford	130	26	19	398	6.8	3.1	20.9
D Stevens	127	39	16	293	7.9	2.3	18.3
T Buckett	35	10	9	109	3.9	3.1	12.1
S Debello	64	7	7	245	9.1	3.8	35.0
D Quinlan	152	39	7	414	21.7	2.7	59.1
N Dornan	35	14	3	97	11.7	2.8	32.3
D Carson	21	5	2	60	10.5	2.9	30.0
A Lamb	15	1	1	54	15.0	3.6	54.0
L Latimer	42	6	1	134	42.0	3.2	134.0
H Nott	11	1	1	55	11.0	5.0	55.0
P Carson	11	1	0	45	0.0	4.1	0.0

Partnerships

Rank	Points	Player 1	Player 2	Rank	Points	Player 1	Player 2
1	52	M Leahy	18	P Urquhart	60	Mosman	
2	60	S Norbury	33	H Nott	39	Fairfield	
3	65	P Urquhart	36	S Norbury	24	Parramatta	
4	63*	M Morson	30*	D Bowcock	31*	Fairfield	
5	36	A Williams	43*	M Mullen	9	Randwick	
6	132	D Carson	119*	M Mullen	38	North Sydney	
7	109	M Leahy	99	T Buckett	58	Gordon	
8	60	M Morson	45	D Quinlan	31	Mosman	
9	59	D Quinlan	40*	D Gainsford	35	Northern District	
10	40	L Latimer	43	D Quinlan	7*	Manly	

Individual Performances

Rank	Opponent	Player	Points
1	Gordon	M Leahy 99, T Buckett 58	T Buckett 4/47, D Steven 5/48
2	Manly	M Mullen 49, L Latimer 43	M Mullen 4/39, T Buckett 3/47
3	Randwick	P Urquhart 57, D Trafford 47	D Trafford 3/31, D Steven 3/37
4	Mosman	P Urquhart 60, S Mohideen 54	
5	Eastern Suburbs	D Trafford 31, M Morson 28	M Mullen 4/48, D Trafford 3/48
6	North Sydney	D Carson 119, M Morson 51*	D Steven 5/33 (hat trick)
7	Sutherland	H Nott 66 & 50*, D Trafford 28	D Gainsford 4/66, M Mullen 2/25
8	Bankstown	D Trafford 40, H Nott 38	M Mullen 3/34, D Gainsford 3/36
9	Sydney Uni	A Johnson 94	M Mullen 4/37, D Trafford 3/16
10	Balmain		
11	Wests	M Morson 35, D Trafford 31	N Dorman 2/14, D Trafford 2/37
12	Petersham	D Trafford 31, P Urquhart 28	S Debello 2/52
13	Parramatta	L Latimer 60, P Urquhart 36	D Gainsford 4/58, D Trafford 3/36
14	Fairfield	H Nott 48 & 39, S Norbury 33	M Mullen 4/21, D Trafford 4/31
15	Northern District	S Norbury 89, D Quinlan 40*	D Trafford 3/75

Sydney Cricket Association 1995/97
Second Grade Competition Table

Club	P	W	M	D	L	T1	T2	Pts	Batting			Bowling			Quotient
									Wkts	Runs	Average	Wkts	Runs	Average	
MANLY-WARRINGAH	15	3	7	2	2	1	-	72	180	4034	22.41	196	3994	20.38	1.0998
ST GEORGE	15	-	11	1	3	-	-	66	137	1889	28.39	153	3600	23.53	1.2064
SUTHERLAND	15	1	9	3	2	-	-	64	135	3863	28.61	165	3353	20.32	1.4081
NORTHERN DISTRICT	15	-	9	3	3	-	-	54	122	3815	31.27	150	3733	24.89	1.2565
EASTERN SUBURBS	15	1	7	2	4	1	-	52	130	3675	28.27	151	3970	26.29	1.0752
BANKSTOWN-CANTERBURY	15	-	8	2	4	1	-	48	139	3929	28.27	140	3302	23.59	1.1984
BALMAIN	15	-	8	1	6	-	-	48	128	3523	27.52	147	3413	23.22	1.1855
GORDON	15	-	8	1	6	-	-	48	160	3668	22.93	160	3289	20.56	1.1152
PARRAMATTA	15	1	6	3	5	-	-	46	149	3995	26.81	154	4030	26.17	1.0246
HAWKESBURY	15	-	7	1	6	1	-	42	167	4208	25.20	142	3815	26.87	0.9379
MOSMAN	15	2	3	3	6	1	-	38	160	4126	25.79	145	3809	26.27	0.9817
CAMPBELLTOWN	15	1	5	1	9	-	-	36	155	3459	22.32	162	4104	25.31	0.8809
PENRITH	15	-	6	-	6	4	-	34	188	4328	23.02	184	4403	23.93	0.9621
UNIVERSITY OF NSW	15	1	4	2	8	-	-	34	166	3574	21.53	130	3025	23.27	0.9251
RANDWICK	15	-	5	2	8	-	-	30	150	3613	24.09	140	3457	24.69	0.9755
NORTH SYDNEY	15	-	6	1	8	-	-	30	152	3718	24.46	152	4210	27.70	0.8831
WESTERN SUBURBS	15	2	1	4	7	-	1	29	140	2669	19.06	162	3787	23.38	0.8155
SYDNEY UNIVERSITY	15	-	4	1	10	-	-	24	156	3075	19.71	140	3869	27.64	0.7133
PETERSHAM-MARRICKVILLE	15	-	3	2	9	1	-	18	162	3431	21.18	148	3437	23.22	0.9120
FAIRFIELD-LIVERPOOL	15	-	2	3	7	2	1	15	159	3610	22.70	114	3602	31.60	0.7186

Note - 6 competition points deducted from North Sydney for breach of SCA Competition Rule 23 in Round 2

Sydney Cricket Association 1996/97
Third Grade Competition Table

Club	P	W	M	D	L	I	L	O	T	T	T	Pts	Batting			Bowling			Quotient
													Wkts	Runs	Average	Wkts	Runs	Average	
ST GEORGE	15	-	12	2	2	1	-	-	-	-	-	72	101	2873	28.45	138	2369	17.17	1.6570
EASTERN SUBURBS	15	-	10	1	4	-	-	-	-	-	-	60	127	2941	23.16	143	2910	20.35	1.1380
NORTHERN DISTRICT	15	1	8	2	3	-	1	-	-	-	-	55	131	3133	23.92	148	2533	17.11	1.3974
RANDWICK	15	-	9	1	5	-	-	-	-	-	-	54	141	3376	23.94	157	2815	17.93	1.3354
SYDNEY UNIVERSITY	15	-	9	2	4	-	-	-	-	-	-	54	129	3222	24.98	127	2649	20.86	2.1975
FAIRFIELD-LIVERPOOL	15	-	8	3	3	-	1	-	-	-	-	51	115	2817	24.50	128	2633	20.57	1.1908
PENRITH	15	1	6	2	5	-	1	-	-	-	-	49	124	2963	23.90	128	2920	22.81	1.0475
WESTERN SUBURBS	15	1	6	3	5	-	-	-	-	-	-	46	137	3263	23.82	112	2530	22.59	1.0544
BALMAIN	15	-	7	3	5	-	-	-	-	-	-	42	116	2622	22.60	132	3101	23.49	0.9622
MANLY-WARRINGAH	15	1	6	3	6	-	-	-	-	-	-	42	139	2575	18.53	135	2694	19.96	0.9283
SUTHERLAND	15	1	5	3	6	1	-	-	-	-	-	38	135	2525	18.70	135	2274	16.84	1.1104
GORDON	15	1	4	3	7	-	-	-	-	-	-	34	111	2298	20.70	142	2692	18.96	1.0920
PARRAMATTA	15	-	5	3	7	-	-	-	-	-	-	30	126	2680	21.27	126	2620	20.79	1.0229
BANKSTOWN-CANTERBURY	15	-	4	3	8	-	-	-	-	-	-	24	129	2743	21.26	123	3000	24.39	0.8718
HAWKESBURY	15	-	4	2	9	-	-	-	-	-	-	24	131	2510	19.16	132	3372	25.55	0.7500
MOSMAN	15	-	4	3	6	2	-	-	-	-	-	24	146	2270	15.55	135	2830	20.96	0.7417
NORTH SYDNEY	15	-	3	3	8	-	1	-	-	-	-	21	140	2926	20.90	103	2596	25.20	0.8292
CAMPBELLTOWN	15	-	3	3	8	1	-	-	-	-	-	18	135	2916	21.60	108	3059	28.32	0.7626
UNIVERSITY OF NSW	15	-	3	-	11	1	-	-	-	-	-	12	154	3104	20.16	132	3633	27.52	0.7323
PETERSHAM-MARRICKVILLE	15	-	3	3	8	1	-	-	-	-	-	18	149	2446	16.42	132	2973	22.52	0.7289

Note - 6 competition points deducted from Northern District and University of NSW for breaches of SCA Competition Rule 23 (Protection of Playing Area) in Rounds 2 and 5 respectively

THIRD GRADE - 1996/97 SEASON

Third Grade started the season well with two wins but could only manage one more in the following thirteen games. Many of our losses could be put down to poor batting, with four games lost by margins of 20 runs or less (or 1 wicket) where even an average batting performance would have seen us win.

For various reasons Thirds lacked stability, with 28 players appearing in the Grade in the season. Unavailabilities continue to be a problem in our Club at this level and in addition the side through mainly its own doing lost any real semi-final chance after the loss against Bankstown in January. With our lower Grades performing well and requiring stability, Third Grade were rarely putting a balanced or in-form team on the field from then onwards.

Our batting lacked experience at Third Grade level and this showed in pressure situations where we struggled to put significant partnerships together and often lost wickets in bunches. Our lower middle order and tail rarely contributed (our statistics heavily underline this). In the top order we performed somewhat better. We were unfortunate to lose Darren Sue to injury after he looked like he would do a good job for us (such as his important innings in our win over Manly) but generally we were getting reasonable starts in the first half of the year from Paul Searle and Peter Carson before they left us for greener pastures.

Our pace bowling was our strong point and in fact we sometimes had an embarrassment of resources to call on. We usually made inroads with the new ball and kept sides to acceptable totals (Fairfield excepted!). Our spin bowling was generally not penetrating, although its effectiveness may have been influenced by the small totals we were often defending. However there is certainly an opportunity for a spinner to stick up his hand for Thirds. Whoever this is, be it from within the current team or from below, it will be through putting in the work at practice so that they know where it will be landing on Saturdays.

In a big squad the following players played half a season or more in Thirds :

Alex Williams had a solid season with the bat but would rue the occasions where he got a good start and then lost his wicket. Overcoming his "mid-40s crisis" would see him return the sort of scores he used to achieve against us for Randwick. He may have been slightly unlucky to not reach a hundred against Manly. His fielding at gully was always of a high standard.

Life was never dull with **Luke Latimer** in the side. He showed improvement in all areas of his game and rarely played Thirds without making a major contribution to the team's performance. He had a consistent season with the bat and played crucial aggressive innings' in two of our wins. With the ball he often took the surprise wicket but could also be relied upon to do the hard slog. Luke's excellent figures in Thirds reflected his dedication to training and an improved pre-match preparation. A bit of stretching wouldn't go astray and would probably make him less prone to injury.



Paul Searle batted with good technique and temperament at the top of the order and would have had better figures with an even share of luck. His fielding close to the wicket was generally excellent.

Tim Buckett found himself playing Thirds as a batsman due to injury. He added some determination to our middle order and to average just under thirty whilst not 100% fit was a good performance. His cameo bowling spells were usually frightening for batsmen at this level and underlined the loss his fitness problems have been to the Club.

Dan Culhane was close to retirement at the halfway stage of the summer but turned it all around when he returned to bowling his natural inswing. By doing this and relaxing he bowled with pace, accuracy and endurance. His performance against Petersham was the standout pace bowling spell of the season, as his ridiculous figures that day suggest.

Russell Thomas was capable of bowling both the very good and the very bad. His form certainly suffered when his work commitments made it difficult for him to train but he finished the season on a steadily improving note. Some serious work on his run-up and rhythm would allow him take full advantage of his ability to take the ball away from the bat and see him get more opportunities with the new ball.

Nigel Dornan started the season where he left off the year before and was rewarded with wickets and promotion to Seconds. His second half was disrupted by unavailability and in a full season he may have had very impressive numbers.


Peter Hemphill's off-spin showed plenty of promise and hopefully he will continue to work hard on it. He bowled in some difficult situations but was always looking to take wickets rather than contain.. His sledging needs a lot of work.

Cameron Heil probably didn't enjoy the season as much as he might have. He struggled with the new job of wicketkeeping but showed an improvement towards the end of the summer and took some good catches. His batting looked technically sound and with a few long innings and some work on rotating the strike he will develop into a good top order player. Hopefully he will put this season behind him and stay keen.

Ben Calver was unable to put the necessary work into practice to bowl his legspinners with consistency and had a disappointing season. A return to the form he has shown in previous years will be a matter of bowling a lot of balls in the nets.

Finally, a thank you to Darren Sue for continuing to turn up to score and generally assist us after his back injury made it impossible for him to play. Suey was a great support to me and looked to be hurting more than anyone when we were performing badly. His well chosen words in and outside the dressing room were also appreciated.

David Jebb




UNIVERSITY OF N.S.W.C.C. - 3RD GRADE - 1996/1997

BATSMAN	M	NO	INNS	H.S.	RUNS	AVGE	4s/6s	50s	CTS/ST
S.A. MOHIDEEN	4	-	5	84	226	45.20	27/-	1	3
L.T. LATIMER	7	2	8	99	255	42.50	28/5	1	7
A. LAMB	3	1	4	68	116	38.67	6/-	1	-
P.W. CARSON	6	-	6	70	198	33.00	19/1	3	2
S.A. NORBURY	3	-	4	44	125	31.25	11/-	-	2
A.J. WILLIAMS	12	1	14	98*	392	30.15	60/1	1	2
T.F. BUCKETT	7	1	8	66	205	29.29	32/2	1	2
P.B. SEARLE	9	-	9	83	199	22.11	25/-	1	5
G.R. SHEPHARD	4	-	3	28	64	21.33	6/-	-	2
M.K. PAINE	2	-	4	40	78	19.50	10/-	-	-
M.J. MOUNTAIN	3.5	-	4	27	66	16.50	8/-	-	-
D.C. JEBB	14.5	3	16	53*	167	12.85	17/1	1	6
M.C. LEAHY	3	-	3	26	32	10.67	6/-	-	6/-
L.R. TAYLOR	5	-	4	28	40	10.00	4/-	-	-
N.C. DORNAN	8	2	6	10*	35	8.75	5/-	-	-
C.L. HEIL	14	-	15	30	114	7.60	7/-	-	23/1
D.P. DERMODY	6	-	7	18	52	7.43	7/-	-	7
D.J. CULHANE	10	1	10	12	50	5.56	4/1	-	1
P.D. HEMPHILL	9	1	9	15	44	5.50	7/-	-	2
B. CALVER	10	1	10	15	48	5.33	5/-	-	2
D.J.A. GAINSFORD	3	1	3	8	8	4.00	-/-	-	-
R.J. THOMAS	11	6	11	10	16	3.20	-/-	-	3
S. DEBELLO	3	-	3	4	4	1.33	1/-	-	-
ALSO BATTED:									
H.P.E. NOTT	2	-	2	83	117	58.50	13/-	1	2
D.J. SUE	2	-	2	61	73	36.50	9/-	1	-
G.F. LAWSON	1	-	1	30	30	30.00	2/1	-	1
D.S. BOWCOCK	2	-	2	18	33	16.50	5/-	-	3
A. SHAW	1	-	1	6	6	6.00	-/-	-	1
SUNDRIES B88, LB90, W18, NB114					310				
TOTALS	15	20	174	99	3105	20.16	324/12	12	82/1

AVERAGE TOTAL:182.65, WKTS LOST:154, OVERS:1046.1, STRIKE RATE:41.21
 RUNS/OVER:2.97, TOTAL BATTING TIME:3732 Mins, RUNS PER HOUR:49.92

BOWLER	OVERS	MDNS	WKTS	RUNS	AVGE	S/RATE	WDS/NBS	4s/6s	5wi	B/B	RPO
D.J. CULHANE	149.4	33	24	441	18.38	38.04	1/14	39/1	2	7/27	2.95
N.C. DORNAN	132.2	25	23	527	22.91	35.30	2/16	64/3	2	6/68	3.95
S. DEBELLO	54	19	7	161	23.00	46.43	-/1	18/-	-	3/49	2.98
L.R. TAYLOR	74	13	9	213	23.67	51.00	3/12	16/-	-	4/13	2.88
L.T. LATIMER	93	19	11	289	26.27	51.82	10/2	27/-	-	4/33	3.11
R.J. THOMAS	100.1	16	11	348	31.64	57.82	12/23	43/-	-	2/18	3.44
P.D. HEMPHILL	99.3	18	7	348	49.71	85.43	1/-	43/7	-	3/54	3.50
B. CALVER	81.2	12	6	320	53.33	81.33	-/-	50/1	-	2/42	3.95
ALSO BOWLED:											
T.F. BUCKETT	36	11	8	84	10.50	27.88	1/6	4/-	-	3/12	2.33
G.F. LAWSON	19	7	3	37	12.33	38.33	1/-	4/-	-	3/37	1.95
H.P.E. NOTT	22.2	6	4	53	13.25	33.75	1/-	5/1	-	4/29	2.37
M.K. PAINE	19	1	3	112	37.33	40.67	-/8	10/-	-	2/40	6.26
P.B. SEARLE	9	1	1	41	41.00	55.00	1/-	5/-	-	1/34	4.56
P.W. CARSON	44	8	4	188	47.00	66.00	-/-	23/4	-	3/88	4.27
G.R. SHEPHARD	22	4	1	85	85.00	135.0	2/1	9/1	-	1/46	3.86
A. LAMB	21.3	2	1	91	91.00	131.0	1/1	7/1	-	1/76	4.23
D.J.A. GAINSFORD	44.1	12	1	100	100.00	276.0	2/9	6/-	-	1/37	2.26
D.P. DERMODY	5	2	0	30	-	-	-/1	4/-	-	0/0	6.00
SUNDRIES (B103, LB82, W41, NB194)				185							
RUN OUTS			8								
TOTALS	1026	209	132	3650	27.65	47.64	38/95	377/19	4	7/27	3.56

AVERAGE TOTAL:214.71, TOTAL FIELDING TIME:4116 Mins, RUNS PER HOUR:53.21




HIGHEST WICKET PARTNERSHIPS/PARTNERSHIPS OF 50+

WICKET	BATSMEN	SUNDRIES	MINS	BALLS	TOTAL	OPPOSITION
1ST	H. NOTT (83) / SEARLE (71)	+4	159	N/A	158	EASTERN SUBURBS
	H. NOTT (34) / P. CARSON (44)	+9	100	N/A	87	MOSMAN
	LAMB (35) / NORBURY (22)	+11	67	130	68	SUTHERLAND
2ND	NORBURY (44) / SEARLE (20)	+1	83	134	65	BANKSTOWN
3RD	WILLIAMS (33) / MOHIDEEN (42)	+5	54	N/A	80	FAIRFIELD
	SUE (39) / WILLIAMS (31)	+7	69	N/A	77	MANLY
	MOHIDEEN (42) / WILLIAMS (6)	+2	47	73	50	WESTERN SUBURBS
4TH	JEBB (39) / MOHIDEEN (27)	+9	N/A	N/A	75	BALMAIN
	WILLIAMS (37) / LEAHY (18)	+4	45	83	59	WESTERN SUBURBS
	WILLIAMS (23) / MOHIDEEN (28)	+2	56	121	53	FAIRFIELD
	DERMODY (16) / WILLIAMS (31)	+5	45	N/A	52	MANLY
5TH	P. CARSON (50) / WILLIAMS (42)	+8	N/A	N/A	100	GORDON
	BUCKETT (35) / MOHIDEEN (27)	+0	49	116	62	FAIRFIELD
	WILLIAMS (36) / JEBB (11)	+5	24	N/A	52*	MANLY
6TH	BUCKETT (65) / HEIL (19)	+5	N/A	N/A	89	BALMAIN
	MOHIDEEN (29) / SHEPHARD (26)	+4	35	64	59	FAIRFIELD
	GAINSFORD (8) / LATIMER (40)	+5	44	75	53	PETERSHAM
7TH	LATIMER (36) / NORBURY (21)	+1	77	122	58	NORTH SYDNEY
	TAYLOR (28) / LAMB (25)	+3	N/A	N/A	56	RANDWICK
8TH	HEMPHILL (15) / NORBURY (13)	+3	42	75	31	NORTH SYDNEY
9TH	CALVER (11) / JEBB (19)	+2	22	40	32	SYDNEY UNI.
10TH	LATIMER (25) / THOMAS (0)	+2	N/A	N/A	27*	GORDON


PARTNERSHIP YIELD

WICKET	TOTAL RUNS	AVERAGE PER WICKET
1ST	602	35.41
2ND	271	15.94
3RD	511	30.06
4TH	381	22.41
5TH	380	25.33
6TH	330	22.00
7TH	189	12.60
8TH	147	10.50
9TH	134	9.57
10TH	160	12.31



GAME SUMMARIES

- RD 1: GORDON 8 DEC/237 (P.CARSON 3/88, THOMAS 2/26) UNI NSW 9/238 (P.CARSON 50, WILLIAMS 48, LATIMER 40*, SEARLE 29) AT DAVID PHILLIPS SOUTH - 1ST INNINGS WIN
- RD 2: MANLY 86 (DORNAN 6/48, TAYLOR 2/17) & 7/241 (THOMAS 2/24, DORNAN 2/69) UNI NSW 4 DEC/249 (WILLIAMS 98*, SUE 61) AT DAVID PHILLIPS NORTH - 1ST INNINGS WIN
- RD 3: UNI NSW 215 (LAMB 68, P.CARSON 59) RANDWICK 5/324 (DORNAN 3/38) AT SNAPE PARK - 1ST INNINGS LOSS
- RD 4: UNI NSW 156 (P.CARSON 70, H.NOTT 34) MOSMAN 159 (H.NOTT 4/29, CULHANE 3/14) AT RAWSON OVAL - 1ST INNINGS LOSS
- RD 5: UNI NSW 7 DEC/236 (SEARLE 83, H.NOTT 83, LATIMER 26) EASTERN SUBURBS 6/244 (LATIMER 3/68, DORNAN 3/79) AT DAVID PHILLIPS NORTH - 1ST INNINGS LOSS
- RD 6: NORTH SYDNEY 283 (CULHANE 4/74, DORNAN 3/83, CALVER 2/42) UNI NSW 155 (NORBURY 37, LATIMER 36) AT DAVID PHILLIPS NORTH - 1ST INNINGS LOSS
- RD 7: UNI NSW 95 (PAINE 26, WILLIAMS 14) & 193 (WILLIAMS 46, NORBURY 40, LAMB 35, LATIMER 31) SUTHERLAND 3 DEC/100 (CALVER 1/7) & 4/189 (PAINE 2/40, LATIMER 2/47) AT SUTHERLAND OVAL - OUTWRIGHT LOSS
- RD 8: UNI NSW 205 (NORBURY 44, SEARLE 42, BUCKETT 35) BANKSTOWN 215 (DORNAN 5/84, THOMAS 2/18) AT JENSEN PARK - 1ST INNINGS LOSS
- RD 9: SYDNEY UNIVERSITY 8/240 (BUCKETT 3/28, DEBELLO 3/49) UNI NSW 195 (JEBB 53*, WILLIAMS 21) AT DAVID PHILLIPS NORTH - 1ST INNINGS LOSS
- RD10: BALMAIN 8 DEC/247 (BUCKETT 3/12, DEBELLO 3/66, HEMPHILL 2/52) UNI NSW 235 (BUCKETT 66, MOHIDEEN 40, JEBB 39, HEIL 30) AT DAVID PHILLIPS NORTH - 1ST INNINGS LOSS
- RD11: WESTERN SUBURBS 9/220 (CULHANE 5/34, THOMAS 2/45) UNI NSW 169 (MOHIDEEN 49, WILLIAMS 43) AT BLICK OVAL - 1ST INNINGS LOSS
- RD12: UNI NSW 184 (LATIMER 99) PETERSHAM 149 (CULHANE 7/27) AT MARRICKVILLE OVAL - 1ST INNINGS WIN
- RD13: PARRAMATTA 160 (TAYLOR 4/13, LAWSON 3/37, HEMPHILL 3/54) UNI NSW 140 (LAWSON 30, SHEPHARD 28) AT DAVID PHILLIPS NORTH - 1ST INNINGS LOSS
- RD14: UNI NSW 241 (MOHIDEEN 84, WILLIAMS 45, BUCKETT 35, SHEPHARD 27) & 4/144 (MOHIDEEN 48, PAINE 40, WILLIAMS 33) FAIRFIELD 5 DEC/388 (SHEPHARD 1/46, CALVER 1/47) AT DAVID PHILLIPS NORTH - 1ST INNINGS LOSS
- RD15: NORTHERN DISTRICTS 168 (LATIMER 4/33, CULHANE 2/21) UNI NSW 55 (BUCKETT 15, CULHANE 12) AT ASQUITH PARK - 1ST INNINGS LOSS



4th Grade Report 1996-97

7 x 1st innings wins, 1 outright win, 1 tie, 3 losses and 3 draws spell out a successful season, successful enough to place us third on the table and a semi final berth. Unfortunately a toss of the coin effectively determined our fate in the semi final. But the mere fact that we made the semis in the first place was a fine performance. I think it is safe to say that the team did not play to its full ability this season and if there is only one positive to come out of this it is that the natural talent of most of the young players was enough to get us there. Had we played to our potential we would have won the premiership. That is not speculative talk - it is a fact. The losses to Sutherland and Northern Districts were inexcusable. A win against the latter would have seen us hosting the semi instead of playing away. We had to win, we had to play tough and we weren't up to it (if it wasn't for Henry, the game would have been an absolute debacle and we would have been branded a team that dropped the pants and bent over on the drop of a hat). I won't dwell on the "What could have beens?". It won't achieve anything except moisten the eyes and perhaps the inside thigh again.

Basically the season belonged to a *young* bloke by the name of James George ROBSON. 628 runs at nearly 40, 7 x 50's and 30 wickets at 13, indicate that you don't have to be a statistical genius to work out that his efforts were invaluable to the team. His 44 in the semi on a difficult track and against a more than useful attack demonstrated his fighting capabilities and his desire to win. Always thinking, always talking, always theorising, always everything, he was a captain's nightmare and sweetest dream all rolled into one. His animated antics on the field perplexed everyone bar none. Never afraid to state his point of view, highlights of the year included; Jungle telling the Manly captain his team was an absolute disgrace, his theatrics whilst batting on an awful pitch at Merrylands and his running commentary and reminiscing with Henry against ND's. I thank him for his contribution and his full support during the season. Without Jungle the season would have been much longer and nowhere as successful.

There were several other promising performances during the season. Pete Mitchell in his first season for the club started off in spectacular fashion with 98 in his first game. This followed a frustrating run of outs but he came back later in the season in the form of an opening bat and finished with over 300 runs. In addition he is a superb fieldsman and bowls with genuine pace, it only he can direct it towards the woodwork. In addition his travelling harem was an interesting diversion on those long hot afternoons.

Lachlan Taylor, the man that Freud would have had nightmares over, continues to mystify and frustrate. But on the day that it all comes together, can put a smile on your face that only Linda Lovelace could rival. 18 wickets at 15 including 7 for 48 on a D.P. road and a finely honed sledging repertoire saw Lachlan contribute greatly to the team. His batting at the moment resembles Ian Baker Finchs' golf game - looks great but delivers sweet F.A.

Paul Searle and Alex Lamb showed glimpses of their undeniable talents and both should start to pressure for spots in higher grades. Alex is as good a fieldsman as I've ever seen with a wonderful pair of hands. Both play with genuine passion and their love and enthusiasm for the game is evident. Searley is still the epitome of concentration - Slats to note.

Ruddy decided to stop being the best cover defender in 4th grade cricket and start to be a wicketkeeper. Luckily it coincided with Henry's 4th grade debut and he ended up with 13

catches for the season. His batting stats are quite deceiving as he actually batted responsibly on numerous occasions.

Dave Walder had potential to burn but failed to produce the goods. I personally believe that a couple of good porks would have worked marvels. Jungle and myself still can't believe he went porkless, obviously he must get his priorities in order if he wants to succeed. Once again Glenn Clark was invaluable in times of need and he showed that his bowling and batting is still of the highest standard. His influence on the younger players goes largely unheralded but he certainly is a person to look up to (literally).

Peter Carson had an absolute Barry Crocker and the less said the better but all good players go through periods of adversity and Peter will crawl out of the primeval slime that was 96-97 season and have a good season. I'd still have him in any team that I was selecting.

To the rest of the blokes that played Th Grade this season I say thank you for making it another enjoyable year for me. It was great to play in a semi and it was just the shot in the arm the club needed in our hour of need and turmoil. All of those who were part of 4's should feel proud for what their performances meant to the club, because cricket is a team sport and the club comes first.

Thanks again to Greg Livingstone as club coach. His efforts are first class and his desire to get our club to the top is as clear as aggats on a German Shepherd. To Greig Robinson, friend and confidante, thank you. About the only thing that Greig and myself didn't solve this year was global warming. But give us time. His rational, clear, concise thinking is the perfect foil to my irrational, unclear, in concise rantings and ravings. A good mate and an even better chairman of selectors. To Jim Dixon, a thank you for taking time out to watch the semi and your words of support- very much appreciated. And finally to Matt Sanders and his 5th grade side - Well done, you did the club proud and your performance during the season were nothing short of outstanding - All the hard work by the 1995-96 captain must have paid dividends (ha! ha!)

BATTING

Batsman	Innings	N.O.	AGG.	AVE.	H.S.	50's	Catches
J.Robson	18	2	628	39.25	71	7	2
P.Mitchell	15	1	310	22.1	98	1	2
D.Bowcock	9	-	211	23.4	68	1	-
P.Searle	7	-	201	28.7	66	1	2
M.Paine	8	-	201	25.1	51	1	2
C.Jameson	8	3	191	38.2	95*	1	-
A.Lamb	8	2	191	31.8	62	1	6
S.Schirmer	11	-	173	15.7	63	1	1
J.Rudd	11	1	147	14.7	27	-	13
D.Dermody	2	-	104	52.0	72	1	-
G.Harris	8	1	115	16.4	32*	-	1
M.Mountain	4	-	89	22.2	46	-	2
R.Stark	9	4	81	16.2	24	-	4
A.Lindsay	3	-	64	21.3	26	-	1
G.Clark	4	3	51	51.0	30*	-	1
B.Calver	3	1	51	25.5	42	-	-
D.Walder	7	1	51	8.5	29*	-	5
S.Debello	4	2	50	25.0	19*	-	-
L.Taylor	7	3	23	5.75	11*	-	-
G.Shepherd	3	1	14	7.0	13*	-	1
P.Hemphill	2	-	14	7.0	14	-	3
P.Carson	5	-	13	2.6	6	-	-
M.Sanders	1	-	13	13.0	13	-	1
G.Lawson	1	-	36	36.0	36	-	1
T.Buckett	1	-	12	12.0	12	-	-
R.Thomas	2	1	3	3.0	3	-	1
M.Gregg	1	-	0	0.0	0	-	-

BOWLING

Bowler	Overs	Maidens	Runs	Wickets	Ave.	Best Bowling
J. Robson	223	83	391	30	13.03	5-48
R. Stark	251	72	600	30	20.0	7-25
L. Taylor	87	17	266	18	15.65	7-48
G. Clark	54	21	92	8	11.5	2-9
S. DeBello	65	21	142	8	17.75	3-20
D. Walder	51	16	129	4	32.25	2-28

ALSO BOWLED

G. Lawson	22	6	47	4	11.75	4-47
M. Gregg	26	3	93	3	31.0	2-16
R. Thomas	11	1	20	2	10.0	2-16
G. Shephard	18	3	59	2	29.5	2-39
J. Bruce	18	2	68	2	34.0	2-31
D. Culhane	30	6	69	2	34.5	2-10
B. Calver	26	3	101	2	50.5	2-28
M. Paine	28	5	120	2	60.0	2-20
P. Carson	21	8	41	1	41.0	1-9
J. Finlay	9	1	41	1	41.0	1-41
P. Hemphill	27	8	56	1	56.0	1-9
P. Mitchell	20	4	83	0	-	0.5
A. Lamb	11	1	50	0	-	0.21
P. Searle	2	-	7	0	-	0.7

Sydney Cricket Association 1996/97
Fourth Grade Competition Table

Club	P	MO	WI	D	LI	LO	T1	T2	Pls	Batting			Bowling			Quotient
										Wkts	Runs	Average	Wkts	Runs	Average	
RANDWICK	15	1	11	2	1	-	-	-	76	111	3247	29.25	162	2378	14.68	2.9928
PARRAMATTA	15	2	6	3	2	1	1	-	59	124	2424	19.55	155	3041	19.62	0.9964
UNIVERSITY OF NSW	15	1	7	3	3	-	1	-	55	130	3155	24.27	122	2423	19.86	1.2220
NORTHERN DISTRICT	15	-	9	1	4	1	-	-	54	141	3048	21.62	152	2992	19.68	1.0982
ST GEORGE	15	-	8	3	4	-	-	-	48	117	3096	26.46	114	2568	22.53	1.1747
WESTERN SUBURBS	15	1	6	3	5	-	-	-	46	100	2872	28.72	134	2553	19.05	1.5074
HAWKSBURY	15	-	7	3	5	-	-	-	42	122	3005	24.63	128	2761	21.57	1.1419
GORDON	15	-	7	3	5	-	-	-	42	118	2814	23.85	127	2786	21.94	1.0871
PETERSHAM-MARRICKVILLE	15	-	7	3	4	1	-	-	42	132	2581	19.55	143	2919	20.41	0.9579
NORTH SYDNEY	15	-	7	3	5	-	-	-	42	133	2788	20.96	122	2913	23.88	0.8779
PENRITH	15	-	6	4	5	-	-	-	36	120	3181	25.84	141	2632	18.67	1.3844
BALMAIN	15	-	6	4	4	1	-	-	36	124	2782	21.79	130	3054	23.49	0.9276
BANKSTOWN-CANTERBURY	15	-	6	3	6	-	-	-	36	118	2766	23.44	124	3245	26.17	0.8957
SUTHERLAND	15	1	4	2	8	-	-	-	34	133	3197	24.04	141	2923	20.73	1.1595
MANLY-MARRINGAH	15	-	5	3	6	1	-	-	30	152	2917	19.19	122	2458	20.15	0.9525
FAIRFIELD-LIVERPOOL	15	-	4	3	7	1	-	-	24	144	2891	20.08	113	2572	22.76	0.8820
SYDNEY UNIVERSITY	15	1	2	3	9	-	-	-	22	135	2599	19.25	149	3531	23.70	0.8124
EASTERN SUBURBS	15	-	2	3	10	-	-	-	12	128	2436	19.03	125	2999	23.99	0.7932
CAMPBELLTOWN	15	-	2	2	11	-	-	-	12	159	2829	17.79	113	3353	29.67	0.5996
MOSMAN	15	-	2	2	10	1	-	-	12	163	2654	16.28	87	3021	34.72	0.4689

FIFTH GRADE REPORT

"Close, but not close enough" probably sums up our year. A year that saw a couple of old heads perform and plenty of new talent be placed on show. It was a year of highs and one major low, but I would not swap it for anything and I am sure that every member of the team will learn a great deal from the experience.

So many people excelled throughout the year, and the statistics that follow make a great reading. I must mention a few individual performances that stand out: Andrew Lindsay with his 590 runs at 45.38 had an exceptional season and was rewarded by breaking the Fifth Grade batting record which had stood for 15 years.

Christoph Vonwiller (550 runs at 36.67) and myself (500 runs at 38.46) also broke this record. While we are talking about batting it would be amiss of me not to mention Daniel Bowcocks 222, which was an amazing innings to watch. With the ball Mick Mag (29 wickets at 17.59), Jason Finlay (25 wickets at 15.32) and the irrepressible Mike Gregg (22 wickets at 18.09) all had outstanding seasons. A couple of sets of figures come from the under 9's with Mick Mag taking 4 for 0 (this is not a typo), Christoph Vonwiller 4 for 1 and Jason Finlay 6 for 20 as part of match figures of 10 for 38.

The team finished on 70 points (equal first with Penrith) and achieved the minor premiership with an outstanding quotient of 1.7. The semi final saw us smash Randwick with Andrew scoring his maiden century, a suburb openers innings of 138. He batted for 371 minutes and showed a level of concentration even Livo would be impressed with.

By now the result of the final is well known and I'd rather forget it, however, several of the guys deserve a mention. James Bruce bowled outstandingly to finish with 4 for 64 off 25 overs and Matt Plunkett-Cole batted well for 200 minutes and nearly helped us to a win. We lost this game by 17 runs. There is not doubt the two best teams in the competition played in this final, it was a top quality game of cricket and my congratulations go to Penrith. Hopefully, the whole team have gained some motivation to make it one better next year, what ever grade they are playing.

I would especially like to thank Eric Zehner for acting as twelfth man for the finals. It is probably the hardest job and Eric was an inspiration to the team. He even managed to drink enough for all of us at Panthers on Saturday night!

To everyone who played Fifth Grade throughout the year, I thank you all for your help. I had the most enjoyable year I have ever had playing grade cricket and owe it to a great bunch of blokes. I look forward to the opportunity of playing with one or all of you again next year.

While I'm thanking people, a few more rate a mention. Mike Gregg who gave me invaluable assistance in my first year as captain. His input at critical stages no doubt contributed to our success. I've played a lot of cricket with Mike and hope he backs up again next year. Andrew Lindsay gave me great support as the vice captain for most of the season. He is no doubt a genuine "clubman" and his assistance on and off the field was greatly appreciated. To Livo, Robbo and all the other captains, I offer my thanks. These guys are the unsung heroes of this club and deserve every accolade they receive.

Finally, but by no means least, my wife Ange for putting up with the highs and lows and the time spent talking and playing cricket. Her unquestioning support made the job alot easier and more enjoyable.

Below is a brief profile on the guys that helped get us to the final. Thanks go to all of them.

- Andrew Lindsay
(Farmer) 590 runs at 45.38 (club record). Outstanding season with the bat. His ability to bat for long periods of time is a credit to his concentration. A great help as vice captain and a true team man.
- Zac Zavos 348 runs at 31.64. Scored two fifties after coming into the team Round 8. With Andrew, invariably got us off to a good start. Stood at first slip all year without a chance coming to him but had a new dodgy theory every over.
- Chris Jameson
(Volley) 145 runs at 20.71. Not the best year for Jamo, however he did suffer from several dodgy dismissals. Was out through illness for the start of the season which clearly affected him. Fully fit, will be a good player in higher grades next year. His persistence with fielding in volleys' needs to be questioned.
- Christoph Vonwiller
(Beetle) 550 runs at 36.67. 14 wickets at 18.86. The only player to play every game and was a real find. A great team man who made invaluable contributions with the bat and ball. An all time nice guy. If you get the opportunity to go out with him, you can run off him all night because the girls love him.
- Scott Schirmer
(Scoots) 112 runs at 16.00. A disappointing year with the bat for Scoots but his business really took off. Like Jamo, was a bit unlucky not to score more runs. Worked hard at his game and I'm sure he'll perform next year.
- Matt Plunkett-Cole
(Ice-man) 292 runs at 32.44. Came back into the team for the finals after an injury just before Christmas forced him overseas. His nickname sums him up. A great knock in the final to nearly get us home. Took some spectacular catches in the gully and persists to go out at least four nights a week whether he needed it or not.
- Mick Mag
(Porno) 29 wickets at 17.59, 161 runs at 23.00. Mick had a sensational year. Our leading wicket taker he bowled some first class spells. Scored valuable runs at times setting a fifth grade eighth wicket partnership record with Orca. Needs to get his girlfriend to accept his nickname.

- James Bruce
(Bruiser) 17 wickets at 19.94. Bruiser really shone towards the end of the season. His 4 for 64 in the final was exceptional. Bowled with far too much pace for most fifth grade batsmen and enjoyed inflicting his nickname. Never showed up on time, but either an hour early or ½ hour late.
- Jason Finlay
(Arabic) 25 wickets at 15.32. Jason had his best year in grade cricket. Bowled with great accuracy and pace and consistently got an early break through. Made 20 in one innings and fought all year with Mike Gregg for No. 11.
- Mike Gregg
(Fingers) 22 wickets at 18.09. An invaluable member of the team took crucial wickets at crucial times. Gave great support and advice to me all year. A pleasure to play with.
- David Walder
(Jordie) 13 wickets at 15.62, 129 runs at 25.80. A great find and talent until Starky discovered him. Beat the bat 4-5 balls in a row on many occasions, fifth grade batsmen couldn't hit him. A typical psycho pommy, we hope to see him again.
- Eric Zehner
(Hagar) 11 wickets at 8.73. Extremely unlucky not to play in the finals but was definitely part of the team. Bowls left arm with great variety and is a real wicket taker as shown by his 5 for 7 in Round 11. Will definitely be an important player for the club next year.

On a personal note I had a very satisfying year scoring 500 runs at 38.46 and taking 22 catches and 4 stumpings. My first year as captain taught me a lot. I know I made plenty of mistakes but hopefully did some things right. I look forward to the opportunity to repeat, and hopefully better, this performance next year.

Finally, on behalf of all the guys above and anyone else who played Fifth Grade throughout the year, I wish to thank Chappo, Orca, Andrew, Disco, Livo, Henry and everyone else who spent so much time and effort preparing our submission to the Cricket association. Everyone who plays for the club next year has these guys to thank for the opportunity to play Grade cricket for a club we all love. It is now up to everyone to assist both on and off the field to show their appreciation.

Matt Sanders

Batting Statistics

Name	Innings	N.O	High Score	Aggregate	Average	50's	100's	Catches
Andrew Lindsay	15	2	138	590	45.38	4	1	1
Chris Vonwiller	19	4	101 n.o.	550	36.67	3	1	6
Matt Sanders	14	1	72	500	38.46	4		22/4
Zac Zavos	12	1	73	348	31.64	2		1
Matt Plunkett Cole	10	1	65	292	32.44	1		6
Daniel Bowcock	1	0	222	222	222.00		1	1
Mick Mag	11	4	50 n.o.	161	23.00	1		6
Chris Jameson	10	3	32 n.o.	145	20.71			1
David Walder	6	1	50 n.o.	129	25.80	1		1
Scott Schirmer	7	0	35	112	16.00			2
Matt Boesenberg	3	0	54	104	34.67	1		1
James Yerbury	4	0	34	76	19.00			1
Glen Clarke	2	1	54 n.o.	71	71.00	1		
Andrew Garey	3	0	29	66	22.00			1
Jason Finlay	9	1	20	61	7.63			4
Gavin Harris	7	0	35	61	8.71			
Damon Dermody	3	0	27	54	18.00			1
Paul Levett	4	0	20	49	12.25			2
Tom Holden	2	2	23 n.o.	45	45.00			
James Bruce	7	2	15	40	8.00			2
Peter Hemphill	2	2	20 n.o.	32	32.00			1
Glen Shepherd	2	0	28	28	14.00			3
Eric Zehner	3	1	17	22	11.00			
Lachlan Taylor	1	0	21	21	21.00			
Ben Calver	1	1	18 n.o.	18	18.00			
Craig Neal	2	0	8	16	8.00			
Matt Doherty	3	1	6 n.o.	12	6.00			
Tim Grosser	1	0	12	12	12.00			
Scott Morgan	1	0	11	11	11.00			
Hugh Turner	2	0	4	6	3.00			1
Jason Rudd	3	0	5	5	1.67			6
Mark Dorge	1	0	5	5	5.00			
Andrew Cavill	1	1	3 n.o.	3	3.00			
Mike Gregg	6	3	2	2	0.67			1
Scott Peterson	2	0	1	1	0.50			
John Lupton	0	0	0	0	0.00			

Bowling Statistics

Name	Overs	Maidens	Wickets	Runs	Average	Best
Mick Mag	199	60	29	510	17.59	5/46
Jason Finlay	172	50	25	383	15.32	6/20
Mike Gregg	165.1	49	22	398	18.09	5/39
James Bruce	105.4	18	17	339	19.94	4/64
Chris Vonwiller	121.4	31	14	264	18.86	4/1
David Walder	89	28	13	203	15.62	4/43
Paul Levett	64	18	11	148	13.45	4/32
Eric Zehner	37	12	11	96	8.73	5/7
Peter Hemphill	23.2	4	7	76	10.86	4/47
Tom Holden	19.5	3	6	50	8.33	5/25
Matt Doherty	31	7	4	88	22.00	2/15
Glen Shepherd	22.1	2	4	78	19.50	4/54
Ben Calver	8	5	1	11	11.00	1/11
Glen Clarke	10	4	1	13	13.00	1/13
Hugh Turner	3	0	1	20	20.00	1/20
John Lupton	5.4	2	1	3	3.00	1/3
Andy Cavill	12	2	0	29	-	-
Daniel Bowcock	1	0	0	9	-	-
Gavin Harris	15	3	0	32	-	-
Scott Peterson	5	1	0	18	-	-
Lachlan Taylor	10	4	0	26	-	-
Tom Grosser	9	5	0	20	-	-
Damon Dermody	6	0	0	20	-	-

Partnerships

1 st	96	Z. Zavos 34 - A. Lindsay 90	v Parramatta
	89	M. Plunkett Cole 36 - A. Lindsay 59	v Mosman
2 nd	96	C. Jameson 23 - A. Lindsay 138	v Randwick (Semi Final)
3 rd	289 @	C. Vonwiller 101* - D. Bowcock 222	v North Sydney
	136	C. Vonwiller 73 - A. Lindsay 138	v Randwick (Semi Final)
4 th	85*	C. Vonwiller 101* - D. Walder 50*	v North Sydney
5 th	56	C. Vonwiller 16 - M. Sanders 60	v Fairfield
6 th	99	M. Sanders 72 - M. Boesenberg 54	v Gordon
	92	M. Plunkett Cole 46 - M. Sanders 68	v Penrith (Final)
7 th	47	P. Levett 5 - M. Sanders 37	v Randwick
	47	C. Vonwiller 31 - P. Levett 20	v Mosman
8 th	112* @	G. Clarke 54* - M. Mag 50*	v Eastern Suburbs
9 th	43	G. Shepherd 28 - T. Holden 22*	v Western Suburbs
10 th	28	J. Finlay 15 - C. Vonwiller 60*	v Sydney University

Club Records

Highest Individual Score In any Grade	222	Daniel Bowcock
Highest Partnership, Any Wicket, Any Grade	289	Daniel Bowcock (222) Chris Vonwiller (101*)
Highest Fifth Grade Team Aggregate	3/445	v North Sydney
Highest Aggregate Runs Season	590	Andrew Lindsay
Highest Eighth Wicket Partnership	112*	Glen Clarke (54*) Mick Mag (50*)

SIXTH GRADE REPORT

The 1996-97 season was a successful one for 6th Grade, despite the team ultimately finishing out of the semi-finals of the Moore Park & South-East Cricket Association First Grade competition. Indeed this statement holds despite the team winning just 4 games but losing 8, with one draw and one tie as well.

This is because the characteristics of 6th Grade mean that match results cannot be an exhaustive test of success. Rather, success is a combination of factors, of which our scoreboards are but one. Other, arguably more important, factors are the success of 6s as a feeder for the Grade teams and the ability of the club simply to field 6 (and 7) teams week after week, even in holidays. Moreover, clearly of more importance is the enjoyment that the players gain when they get out of the house and onto the field on a Saturday afternoon. On all these measures the season was a success. It was always a pleasure to join the team, however constituted and wherever playing, from the glorious tracks at DP (thanks, Ray Galway) to the slightly more basic arenas of Moore Park, Rowland and Booralee. Spirits were always high, humour good and sledging exceptional, although at this level it was far more often than not levelled at team-mates, and in particular at captains inexplicably exercising their God-given privilege to bowl 9-ball overs with four too many slips.

Season highlights were many, and extended beyond the captain's now-traditional mid-season holiday (not sledging-induced, but nonetheless doubtless a highlight for the team!). From a team perspective, most satisfying was the win against Glebe, when positive batting in an unnecessarily rain-shortened game (Glebe provided the unnecessary after the initial shower) was supported by explosive bowling (by James Bruce in particular) and exceptional fielding (Mark Dorge's catch to dismiss the skipper a highlight).

Individual performances of note were Mark Dorge's century against Woolpack, Mick Mag's 10 wickets and 75 not out in the same game, 50s by Adrian Boyd, Matt Boesenberg, Scott Peterson, Zac Zavos, Chris Anderson and Andrew Cavill and 5 wicket hauls by Mick Mag (again), Eric Zehner and the ever-reliable Anthony Wunsch. Perhaps of most significance though were the feats of Andrew Lindsay, Mick Mag, Jason Finlay and Matt Plunkett-Cole in 5th Grade, which were just reward for determination and plain hard work over significant periods in 6s (and even 7s) in previous seasons. Others to be promoted at various times this season included 'Bruiser' James Bruce, Eric Zehner and Mark Dorge.

Again, though, it worthwhile to stress that the best measure of the team's success was the enjoyment we had on and off the field (including a growing tradition involving beer and Spanish restaurants). It really makes summer for me.

Leading roles among the 6th Grade cast of 10s were:

Chris Anderson: Authorities are still investigating possible links between Ando's tremendous late-season black eye and that of Bruiser. Ando, for his part, is probably still recovering from his accumulated hangovers. They seemed to do his cricket no harm however, as he chipped in with runs in this grade and 7s in the later part of the season.

Matt Boesenberg: Bozo is no clown, but rather a thoughtful and hardworking cricketer who sledges with the best of them. Responsible for 123 runs and almost as many fiery moments on a brief holiday from 5s, he will score a lot of runs for the club in years to come. Fortunately with his own qualifications and the number of other accountants in the team, there'll be someone around to count them.

Adrian Boyd: Boydy scored a lot of runs in his first season for UNSWCC, both in 6th and 7th Grade, having moved from Perth to Sydney. He would have scored many

- more had he broken 10 second barrier between wickets. An excellent addition to the club with the ability to smack a few fours in 5s.
- James Bruce: Bruiser displayed fire, venom and the season's best shiner, acquired in mysterious circumstances one Friday night. A very handy batsman as well as being an opening bowler of great potential, Bruiser was promoted to 5th Grade, where he played a vital role in the team's finals challenge
- Andrew Cavill: To say Cav enjoys playing at Moore Park would be to induce a comparative analysis of the golf courses of Sydney. However despite the difficulties that face off-spinners at this level (ie astroturf wickets and sloggers), Cav always gives 100 per cent. He was rewarded with 11 wickets, some valuable runs and much less sledging than last year. By far the best fielder on the team, Cav will succeed in Grade if he can eliminate just a few loose deliveries from each spell.
- Matt Doherty: 5th Grade spinner creep saw Matt make a visit to 6th Grade some way into the season. However even the prospect of bowling with a new two-piecer was not enough to persuade him of its virtues. Probably exams didn't help either, but Matt still picked up some handy wickets, and is to be applauded for coming back from horrific injury to make a go of his cricket again.
- Mark Dorge: Mark deservedly took the batting award for the season with over 300 runs at 25. He also kept wickets with distinction, trained as hard as anyone in the club and hated Souths Juniors, which all in all made him a pleasure to play cricket with. I can only hope he stays with us and gets a few more games in 5th Grade. Good on ya Dorgey.
- Tom Holden: If he cut the ball as often as he cut his hair he'd open the batting and never get a bowl. Fortunately, however Tommy hit the seam with regularity, got some inswing and hit a few very stylish lower-order runs as well. A great guy to have on the team.
- Andrew Jones: Very much in the Mark Taylor mode, with the possible exception of his captaincy. Exceptionally good at phone calls, not good at slogging in 40 over games but rates himself at first slip.
- Mick Mag: Porno exploded out of 6th Grade with a hat-trick of five-fors, combining 10 of those wickets with a 75 not out in the same game. He then led the wicket-takers in 5th Grade. My only disappointment is that over last season and three games of this one we failed to think of that nick-name.
- David Mann: The Quiet Mann of 6th Grade, reinforcing the perception that leg-spinners are thoughtful characters, perhaps even deep (cf fast bowlers). Dave showed tremendous promise during the season, and if he can develop more strength and a wrong 'un he could well play up the grades.
- Andrew Muller: The Human Injury, having defeated Ricky Stuart, Plugger Lockett and Bruce Reid to unify the knee, groin and back titles. (Also picked off Michael Johnson in a non-title hamstring bout.) Adapted well to become a batsman of some note.
- Craig Neal 'Slugger' could easily bat No 3 on 'Friends': he's young, professional and usually twenty-something. Hopefully, one year he'll put it all together and get a spot in 'Cocoon'. Craig captained and administered the side for part of the season as well as smacking them around the park; for both activities I am thankful. Again, a great guy to have on the team.
- Scott Peterson: An enigma from Easts who appeared, scored three consecutive fifties, was promoted to 5s, then disappeared into the ether. A talented cricketer of whom it would have been nice to see more.
- Ben Vonwiller: I suppose if Christoph is Beetle, that makes Ben Passat, particularly as he holds considerably more fuel. A welcome addition to 6s late in the season,

Ben used his very adept at dismissing batsmen, and he got a few wickets as well.

Ruche Wickremasena: They say that a champion's edge is their hunger. Or at least they say that to Ruche! Once again, Ruche graced the park with some absurdly elegant batting, some tremendously loose shots and plenty of dubious stories. Also played a big part in getting 7s onto the field - all in all a job well done.

Anthony Wunsch: Wunschy was once again, and perhaps unsurprisingly, Wunschy. Line, length, wickets, runs. Show us something new! Managed to bag 15 wickets and spend half the season overseas. A 6th Grade superstar.

Zac Zavos: A genuine interloper in 6s, Zac nevertheless showed admirable application waiting for his inevitable chance to return to Grade, after a long battle with injury. Showed his class on the turf against Randwick, before becoming a vital part of 5th Grade. Also did a mountain of work for the club, as Assistant Secretary and Development Officer, all of which was greatly appreciated. I look forward to seeing him in 1st or 2nd Grade.

Eric Zehner: The new Traff, Eric terrorised some unsuspecting burghers of 7th Grade with his accurate left-arm pace, did much the same for 12 inexpensive wickets in 6s and then was rewarded by promotion to 5s. He will not play much park cricket in the next 15 years, and the batsman of the MP&SECA thank him for it. Bats well and likes a beer too - the guy is a UNSWCC natural.

Andrew Jones

RESULTS

177	v.	Randwick DCC	172	Won by 5 runs
6-87	v.	Coogee Rebels	-	Drawn (rain)
5-271 (dec.)	v.	Woolpack Wolves	184 & 8-100	Won by 87 runs
166	v.	Souths Juniors	256	Lost by 90 runs
7-162	v.	Pagewood Hotel	172	Lost by 10 runs*
233	v.	Botany United	233	Tied
6-196	v.	Glebe	106	Won by 90 runs
165	v.	Randwick DCC	3-170	Lost by 7 wkts*
177	v.	Coogee Rebels	7-255	Lost by 78 runs*
239	v.	Woolpack Wolves	166	Won by 73 runs
181	v.	Souths Juniors	4-188	Lost by 6 wkts
198	v.	Pagewood Hotel	7-212	Lost by 3 wkts
114	v.	Botany United	191	Lost by 77 runs*
153	v.	Glebe	4-160	Lost by 6 wkts

* denotes one-day game (40 overs a side)

Batting

Name	Inns	NO	Highest Score	Aggregate	Average	50s
M Dorge	13	0	113	333	25.6	1*
A Boyd	9	0	64	231	25.7	2
C Neal	10	0	44	218	21.8	-
A Cavill	7	1	50	123	20.5	1
T Holden	8	2	30	97	16.2	-
A Jones	7	0	38	95	13.6	-
A Wunsch	6	2	34	84	21.0	-
A Müller	7	1	25	76	12.7	-
R Wickremasena	6	0	34	71	11.8	-
E Zehner	5	1	27*	65	16.3	-
Also batted						
M Boosenberg	4	1	70	123	41.0	1
S Peterson	3	0	57	115	38.3	2
M Mag	3	1	75*	114	59.0	1
C Anderson	4	0	52	106	26.5	1
Z Zavos	4	0	63	94	23.5	1
S Morgan	3	1	48*	67	33.5	-
O Gan	3	0	27	41	13.7	-
I Roberts	2	0	32	40	20.0	-
G Shepherd	1	0	27	27	27.0	-
P Child	2	0	13	22	11.0	-
J Bruce	2	0	17	21	10.5	-
A McOsc	1	0	16	16	16.0	-
D Singer	3	0	10	14	4.7	-
H Turner	2	0	14	14	7.0	-
M Doherty	4	2	13	13	6.5	-
B Vonwiller	4	1	7*	11	3.7	-
P Levett	1	0	10	10	10.0	-
M Plunkett-Cole	1	0	10	10	10.0	-
A Greenhill	1	1	7*	7	-	-
V Chu	1	0	5	5	5.0	-
G Clark	1	0	5	5	5.0	-
D Mann	3	2	2*	4	4.0	-
A Garey	2	0	4	4	2.0	-
G Harris	1	0	0	0	0.0	-

* denotes 100

Bowling

Name	Overs	Wickets	Runs	Average	Best
M Mag	38.1	15	150	10.0	5/17
A Wunsch	79	15	247	16.5	5/63
E Zehner	41	12	198	16.5	5/52
T Holden	92.3	12	367	30.6	3/28
A Cavill	76	11	330	30.0	4/43
M Doherty	40	8	187	23.4	3/24
D Mann	41	6	136	22.7	3/41
A Muller	51	6	191	31.8	3/42
A Jones	15	5	47	9.4	3/18
J Bruce	31.3	5	102	20.4	3/26
Also Bowled					
G Shepherd	15	4	60	15.0	
S Peterson	14	3	49	16.3	
B Vonwiller	20	2	81	40.5	
G Harris	7	1	36	36.0	
Z Zavos	12	1	51	51.0	
H Turner	23	1	72	72.0	
M Plunkett-Cole	2	0	3	-	
R Wickremasena	2	0	5	-	
M Dorge	2	0	5	-	
C Anderson	3	0	16	-	
A Greenhill	8.3	0	40	-	
P Child	11	0	60	-	

BEST PERFORMANCES**Batting**

M Dorge	113	v.	Woolpack Wolves
A Boyd	64	v.	Coogee Rebels
A Boyd	56	v.	Pagewood Hotel
M Boesenberg	70	v.	Botany United
S Peterson	57	v.	Botany United
S Peterson	53	v.	Glebe
C Anderson	52	v.	Woolpack Wolves
M Mag	75*	v.	Woolpack Wolves
Z Zavos	63	v.	Randwick DCC
A Cavill	50	v.	Souths Juniors

Bowling

M Mag	5.1-1-17-5 v.	Woolpack Wolves
M Mag	13-4-34-5 v.	Woolpack Wolves
E Zehner	14-1-52-5 v.	Woolpack Wolves
A Wunsch	20-7-63-5 v.	Botany United
M Mag	20-1-99-5 v.	Souths Juniors
A Wunsch	15-2-42-4 v.	Woolpack Wolves
A Cavill	17-5-43-4 v.	Pagewood Hotel
A Cavill	18-1-72-4 v.	Botany United
E Zehner	13-2-74-4 v.	Coogee Rebels

SEVENTH GRADE REPORT

Playing in the Moore Park Cricket Association 3rd Grade competition, UNSW 7th Grade had an up and down season, recording some excellent wins but unfortunately just missing out on the finals.

One of the unique things about playing 7th Grade is the extraordinary turnover of players. Our line up was almost as unsettled as the Australian top order. Generally anytime a 7th Grader played well he would find himself quickly promoted, meaning that we had to search for new talent virtually every week. This resulted in us having four different captains for the season and regularly playing without a full complement of players. Still we all enjoyed ourselves and usually managed to field a competitive team.

The toughest fought games of the season were against Knox. The first game went down to the wire. Having bowled Knox out for 202 the previous week, we got off to a terrible start losing 2 for 1. Thanks to fighting 30s by Adrian Boyd and Andrew Garey and a smashing 70 by Ruche Wickremasena we managed to get to 7 for 150 needing a further fifty runs with just three wickets in hand. By the time Ruche got clean bowled we needed fifteen further runs with myself not out on 6 and Anthony Greenhill coming to the crease. Anthony got out with five to go. I hit a further four runs leaving just two to win and one to draw with just the single wicket left. My eyes lit up when I received a full toss on off stump but I somehow managed to hit it straight back to the bowler. He didn't make any mistake with the catch, giving Knox a one run win.

We were keen to pay Knox back when we met them two months later in the last game of the season. We were so confident of victory that we played against them with only seven players on the first day. This resulted in us being bowled out for 54 in about an hour. Fielding with seven players is no fun, as we found out when Knox raced to 1 for 99 off only 12 overs. Thinking that they could finish us off that afternoon, leaving the following Saturday to spend lazing at the beach, they declared. We managed to bat out the rest of the day but had lost 4 wickets for about 50 runs. The following week we were lucky to have the rest of the team to turn up. We ended up making 144 all out leaving Knox needing just 100 to win outright. Brilliant bowling by Mark Perrin and Simon Gerber resulted in Knox being bowled out for 52 giving us a sweet outright victory.

While all our players put in a great effort, I'd like to mention some extra special achievements. Andrew Garey, in a cameo appearance for 7th Grade, made the highest score of the season. He scored 174 n.o to give us an unlikely win against Archers who had made over 300 the previous week. Mark Perrin was the team's other centurion, making 102 n.o to save us from outright defeat against Mascot. Adrian Boyd, Ruche, Alex McGee, Nick Coles and J Cummins all made 50s while Eric Zehner, Anthony Greenhill and Mark Perrin each got 5 wicket hauls.

Special mentions also need to go to the other members of the team. Peter Child, Simon Dellavedova and Vitus Chu all batted well, usually getting the team off to a flying start. Clarence Naimen befuddled all opposition batsmen with his left arm googlies. Greg Gulyas kept wickets brilliantly, considering he had never put on wicket gloves before. Chris Harriman was extremely unlucky not to get more wickets opening the bowling but was rewarded with some big hauls late in the season. Simon Cawte was the most upset team member when the opposition declared just as he was about to come on to bowl for the first and only time. While he didn't get many opportunities with bat or ball he made up for it with his imaginative sledging which more often than not was directed at his own team.

Quote of the season - "Sorry but I might have to take you off now" by stand in captain Andrew Garey to an unnamed member of the team who had just conceded 24 runs in one over.

Joshua Lasky
7th Grade Captain

Batting

Name	Inns	NO	Highest Score	Aggregate	Average	50s
A Gary	3	1	174*	241	120.5	1*
M Perrin	5	1	102*	206	51.5	1*
A Boyd	4	0	81	197	49.3	1
R Wickremasena	7	0	70	150	21.4	1
V Chu	7	0	42	148	21.1	-
S Della Vedova	10	1	34	119	13.2	-
N Coles	4	0	66	102	25.5	1
J Lasky	7	1	29	99	16.5	-
C Anderson	4	1	49	98	32.7	-
S Peterson	3	0	74	95	31.7	1
P Child	8	2	33	87	14.5	-
A McGee	1	0	83	83	83.0	1
C Harriman	5	0	34	80	16.0	-
J Cummins	1	0	78	78	78.0	1
A Cavill	5	0	48	75	15.0	-
M Chilov	5	1	27*	72	18.0	-
E Zehner	4	1	41	70	23.3	-
S Gerber	4	1	29	55	18.3	-
Also batted						
M Nguyen	7	2		47	9.4	
B Vonwiller	2	2		41	-	
C Naiman	5	2		38	12.7	
C Murray	4	1		38	12.7	
A Muller	2	0		26	13.0	
A Jones	1	0		24	24.0	
H Turner	1	0		24	24.0	
R Fortune	3	1		21	10.5	
D Barnes	1	0		14	14.0	
G Gulyas	3	1		10	5.0	
W Miles	1	0		7	7.0	
I Roberts	2	0		6	3.0	
N Harper	1	0		6	6.0	
A McColl	1	0		6	6.0	
A Kanthety	3	0		5	1.7	
A Greenhill	1	0		5	5.0	
B Lasky	2	1		3	3.0	
A Fazio	2	0		3	1.5	
M Child	1	0		3	3.0	
S Cawte	2	0		2	1.0	
A Berdoukas	1	0		0	0.0	
M Rennie	1	0		0	0.0	
A Siva	1	0				
J Bruce	1	0				

* includes 100



Bowling

	Overs	Wickets	Runs	Average	Best
E Zehner	52	13	158	12.2	8/36
A Kanthoty	40	9	183	20.3	4/81
S Gerber	29	8	75	9.4	5/54
M Perrin	39	7	104	14.9	5/28
A Cavill	41	7	168	24.0	3/57
B Vonwiller	36	6	102	17.0	3/24
A Greenhill	37	6	109	18.2	5/69
P Child	29	5	148	29.6	3/46
Also bowled					
I Roberts	46	4	137	34.3	
A Boyd	7	3	46	15.3	
J Bruce	24	3	84	28.0	
N Coles	18	3	106	35.3	
H Turner	9	2	52	26.0	
C Anderson	31	2	137	68.5	
A Harriman	7	1	35	35.0	
A McGee	10	1	61	61.0	
A Fazio	19	1	64	64.0	
D Barnes	14	1	71	71.0	
P Nikandrow	12	1	71	71.0	
J Lasky	11	1	89	89.0	
C Naiman	19	1	108	108.0	
S Della Vedova	1	0	8	-	
M Nguyen	1	0	9	-	
M Rennie	2	0	16	-	
A Jones	5	0	19	-	
A McColl	2	0	19	-	
A Siva	2	0	20	-	
I Roberts	7	0	22	-	
G Gulyas	4	0	27	-	
A Muller	7	0	35	-	
J Cummins	7	0	45	-	
R Wickremasena	17	0	73	-	



Sydney Cricket Association 1996/97
Fifth Grade Competition Table

Club	P	W	M	D	L	E	T	T	T	T	Pts	Batting			Bowling			Quotient
												Wkts	Runs	Average	Wkts	Runs	Average	
UNIVERSITY OF NSW	15	1	10	-	4	-	-	-	-	-	70	128	3690	28.83	153	2640	17.25	1.6707
PENRITH	15	1	10	2	2	-	-	-	-	-	70	133	2469	18.56	165	2255	13.67	1.3583
PARRAMATTA	15	3	6	3	3	-	-	-	-	-	66	110	3137	28.52	140	2591	18.51	1.5409
RANDWICK	15	1	8	3	2	1	-	-	-	-	58	107	2706	25.29	141	2322	16.47	1.5357
EASTERN SUBURBS	15	1	8	2	2	3	1	-	-	-	58	139	3056	22.27	154	2654	17.23	1.2924
NORTHERN DISTRICT	15	1	7	2	5	1	-	-	-	-	48	156	2913	18.67	155	3017	19.46	0.9593
SYDNEY UNIVERSITY	15	1	6	3	5	-	-	-	-	-	46	125	2455	19.64	143	2412	16.87	1.1644
MANLY-MARRINGAH	15	1	6	2	7	-	-	-	-	-	42	137	2794	20.39	145	3060	21.10	0.9664
WESTERN SUBURBS	15	1	5	4	5	-	-	-	-	-	40	144	2861	20.01	134	3006	22.43	0.8919
CAMPBELLTOWN	15	-	6	3	6	-	-	-	-	-	36	132	2918	22.26	120	2466	20.55	1.0831
BALMAIN	15	-	6	3	6	-	-	-	-	-	36	130	2747	21.13	143	2852	19.94	1.0595
BANKSTOWN-CANTERBURY	15	1	4	3	7	-	-	-	-	-	34	135	2745	20.33	132	2650	20.08	1.0128
SUTHERLAND	15	-	6	2	7	1	-	-	-	-	34	156	2860	18.33	139	2824	20.32	0.9024
HAWKESBURY	15	-	5	4	5	1	-	-	-	-	30	111	2022	18.22	128	2733	21.35	0.8532
FAIRFIELD-LIVERPOOL	15	-	5	1	9	-	-	-	-	-	30	150	2949	19.66	120	2856	23.80	0.8261
NORTH SYDNEY	15	-	5	2	6	3	-	-	-	-	28	161	2909	18.07	113	3310	29.29	0.6168
GORDON	15	-	4	4	7	-	-	-	-	-	24	122	2347	19.24	120	2488	20.73	0.9279
ST GEORGE	15	-	4	2	9	-	-	-	-	-	24	129	2803	21.73	137	3335	24.34	0.8926
PETERSHAM-MARRICKVILLE	15	-	4	1	8	2	-	-	-	-	24	151	2399	15.89	122	2803	22.98	0.6915
MOSMAN	15	-	1	2	10	2	-	-	-	-	6	156	2108	13.51	108	2694	24.94	0.5417

LADIES REPORT - SEASON 96/97

A restructuring of the grading system by the SWCA saw the team graded in 4th grade with some tough opposition. We commenced the season with a massive recruiting campaign in an attempt to field a full team for every game. A number of new recruits made quite an impact on the field and are now regular members of the team. Lisa Mitchell enjoyed her first season of cricket, trained diligently and secured her spot in the batting top order. Nadia Gibson had previous school cricket experience and quickly slotted in to the team, providing us with the extra bowling option that we so desperately needed. Janine McKinnon used her natural sporting ability to ensure she made a contribution in every game.

Our opening batting combination of Angelique Sanders and Caroline Hannah ensured we always got off to a good start, with both players achieving their maiden half centuries during the season. Ange continued where she left off last season, with a top score of 52n.o. and an average of 20. Carols worked hard at training and was rewarded with two compulsory retirements at 50, a 46 and an average of 23. Wendy Cox's batting also improved and saw her also achieve a PB of 42n.o. and as usual, her wicket keeping was outstanding. The big improver of the season was Elissa Fletcher, whose hard work at training was rewarded with some great batting and bowling. We welcomed back Celene Harris mid way through the season and she immediately added extra strength to our batting line up.

While our improved batting ensured we achieved large totals, our bowling let us down on a number of occasions, with a lack of depth being the main problem. Our inability to regularly field a full team in the second half of the season also left large gaps in the field making it difficult to defend our totals. Anne Van Oploo's bowling improves every year, and her fielding is inspirational with ten catches throughout the season, and some of the best saves ever seen. Louise Mathew opened the bowling and achieved a PB 4/22.

We finished the season in fifth position, only one win away from the finals. We have already had a number of commitments from new players for next season, and with the return of all of last years players, we are looking forward to a successful season next year.

POIDEVIN-GRAY REPORT

96/97 was a disappointing year for the UNSWCC PG's side. Two games out of the possible 7 were abandoned due to rain. Of these 5 games played, we got ourselves into winning positions for 3 games. Unfortunately it took our last game against Randwick to secure the only victory for the PG Waleys.

The Randwick grudge match was highlighted by "Geordie" Walder's positive and aggressive batting, yielding him 88 quality runs. That innings really showed what a talented player "Geordie" can be.

After winning the toss, we batted first and managed to compile 223 (with only 10 men batting). Once in the field, Sohail displayed gutsyness and team spirit by sub-fielding injured. along with Geordie's innings, this display set the benchmark of commitment for the rest of the boys to follow.

A combination of aggressive attitude, bowling and fielding ensured that the 'Wicks would fall short of our total. This handed us a well deserved victory - and an excuse to continue on our Sunday night team bonding session at the Clovelly/Coogee/Labor Club drinking establishments.

Batting

Name	Innings	Not Out	Highest Score	Aggregate	Average	50s
D. Walder	2	-	88	104	52.00	1
M. Plunkett-Cole	3	1	31*	50	25.00	-
D. Carson	5	-	49	122	24.40	-
S. Mohideen	4	-	34	92	23.00	-
J. Bruce	4	1	27	60	20.00	-
P. Hemphill	3	-	27	49	16.30	-
P. Searle	4	-	34	51	12.75	-
A. Lamb	4	-	19	47	11.75	-
H. Nott	5	-	21	52	10.40	-
C. Jameson	5	-	36	52	10.40	-
M. Paine	1	-	9	9	9.00	-

Bowling

Name	Overs	Maidens	Wickets	Runs	Average	Best
P. Scarle	4	-	2	21	10.50	2/21
P. Hemphill	35	2	8	104	13.00	4/38
H. Nott	38	7	6	111	18.50	3/24
D. Walder	16	-	2	48	24.00	2/38
M. Mag	60	8	6	209	26.13	3/42
D. Carson	23	3	3	85	28.30	1/13
M. Paine	7	1	1	35	35.00	1/35
J. Bruce	38	6	4	148	37.00	2/27
R. Thomas	21	-	1	89	89.00	1/19
A. Lamb	16	1	0	58	-	0/11

CLUB RECORDS

Team and partnership records apply to the years in the Sydney Grade Competition - from and including the season 1973-74. For records prior to the 1972-73 season refer to the 1972-73 Annual Report Municipal and Shires Competition. Performances in teams for which not all club members are eligible (Poidevin-Gray and Intervarsity) are not included - details can be obtained in past annual reports. A minimum of 250 runs or 15 wickets is required to qualify for batting or bowling records. Only the initial record maker is identified in the event of tied records.

FIRST GRADE

Highest Score	7/368	v	Randwick	1991/92
Batting Aggregate	874		M. Phelps	1994/95
Batting Average	61.68		J. Young	1993/94
Record Score	201*		G. Livingstone	1985/86
Bowling Aggregate	55		M. Ray	1980/81
Bowling Average	9.3		G. Lawson	1980/81
Record Figures	8/38		G. Lawson	1979/80
Most Catches	17		M. Ray	1975/76
Wicket Keeper	36/2		M. Kovacs	1994/95

SECOND GRADE

Highest Score	471	v	Balmain	1978/79
Batting Aggregate	706		D. Coots	1990/91
Batting Average	65.5		A. Shaw	1990/91
Record Score	204*		G. Livingstone	1991/92
Bowling Aggregate	50		P. Watkins	1974/75
Bowling Average	12.1		G. Robinson	1977/78
Record Figures	9/18		G. Clark	1984/85
Most Catches	19		P. Trimble	1990/91
Wicket Keeper	30/1		B. Nott	1994/95

THIRD GRADE

Highest Score	4/342	v	Mosman	1982/83
Batting Aggregate	625		D. Meagher	1988/89
Batting Average	71.0		M. Boyer	1990/91
Record Score	163		D. Coots	1988/89
Bowling Aggregate	41		W. Hetherington	1980/81
Bowling Average	9.6		A. Clements	1987/88
Record Figures	9/22		J. Bolton	1979/80
Most Catches	15		D. Pratt	1979/80
Wicket Keeper	25/0		D. Cummins	1987/88

FOURTH GRADE

Highest Score	5/373	v	Sydney University	1990/91
Batting Aggregate	767		J. Martel	1989/90
Batting Average	59.0		J. Martel	1989/90
Record Score	212*		J. Martel	1989/90
Bowling Aggregate	40		J. Robson	1995/96
Bowling Average	11.5		R. March	1976/77
Record Figures	10/19		P. Besgrove	1975/76
Most Catches	12		A. Epstein	1973/74
Wicket Keeper	21/4		J. Barford	1976/77

FIFTH GRADE

Highest Score	3/445	v	North Sydney	1996/97
Batting Aggregate	590		A. Lindsay	1996/97
Batting Average	51.75		J. Sackett	1987/88
Record Score	222		D. Bowcock	1996/97
Bowling Aggregate	41		M. Gregg	1986/87
Bowling Average	8.55		G. Holt	1981/82
Record Figures	8/48		D. Graham	1987/88
Most Catches	11		A. Epstein	1975/76
Wicket Keeper	29/2		J. Barford	1981/82

SIXTH GRADE

Highest Score	6/416	v	Sutherland	1977/78
Batting Aggregate	504		A. Epstein	1981/82
Batting Average	300		M. Mullen	1990/91
Record Score	231*		M. Mullen	1990/91
Bowling Aggregate	40		W. Hetherington	1977/78
Bowling Average	9.1		W. Hetherington	1977/78
Record Figures	8/30		S. Hamilton	1976/77
Most Catches	12		S. Gonski	1976/77
Wicket Keeper	29/8		D. Hughes	1986/87

LADIES

Batting Aggregate	566		J. Van Ardenne	1990/91
Batting Average	87.0		S. Zeppos	1995/96
Record Score	108		J. Van Ardenne	1990/91
Bowling Aggregate	44		J. Van Ardenne	1990/91
Bowling Average	7.5		J. Van Ardenne	1990/91
Record Figures	9/34		J. Van Ardenne	1990/91
Most Catches	15		W. Newin	1990/91

PARTNERSHIP RECORDS**FIRST GRADE**

Wicket	Score	Player	Player	Opponent	Season
First	174	M Phelps (81)	A Johnson (154*)	Fairfield	1995/96
Second	253	M Slater (184)	G Livingstone (126)	Randwick	1991/92
Third	212	M Hayward (75)	J Young (161)	Campbelltown	1995/96
Fourth	165	J Robson (75*)	S Keers (97)	Manly	1984/85
Fifth	114	C Chapman (97*)	J Robson (47)	Mosman	1987/88
Sixth	173*	P Tout (140*)	T Buddin (93*)	Sutherland	1979/80
Seventh	141	J Horley (77)	M Hayward (89)	Manly	1995/96
Eighth	135	A Pratt (52)	G Livingstone (119)	Wests	1986/87
Ninth	111	S Campbell (57)	N Perger (54*)	Wests	1983/84
Tenth	77	J Dixon (52*)	D Trafford (16)	St George	1991/92

SECOND GRADE

Wicket	Score	Player	Player	Opponent	Season
First	113	D Coots (63)	A Pratt (47)	Mosman	1992/93
Second	240*	A Pratt (130*)	M Phelps (118*)	Sutherland	1992/93
Third	216	G Eades (171)	D Coots (88)	Manly	1989/90
Fourth	202	P Sinclair (102)	P Trimble (129)	Campbelltown	1990/91
Fifth	147	M Delgigante (61)	P Scolari (71)	Northern District	1985/86
Sixth	149	G Holt (91*)	P Scolari (42)	Penrith	1985/86
Seventh	151	R Campbell (69)	N Perger (86)	Gordon	1980/81
Eighth	110	M Watt (166)	P Deegan (50)	Balmain	1978/79
Ninth	55	P Noble (58)	C Brown (24)	Manly	1975/76
Tenth	89*	P Crammond (73*)	J Sackett (48*)	Waverly	1985/86

THIRD GRADE

Wicket	Score	Player	Player	Opponent	Season
First	140	G Holt (107)	J Wilcher (26*)	Randwick	1984/85
Second	204	M Boyer (120)	N Prattent (107*)	Parramatta	1990/91
Third	220	M Clarke (124)	I Kellaway (78)	North Sydney	1980/81
Fourth	194	P Scolari (98)	P Day (88)	Macquarie Uni	1982/83
Fifth	104	C Deegan (155)	M Coleman (39*)	Manly	1979/80
Sixth	179	P Day (106)	J Sackett (88)	Gordon	1983/84
Seventh	88	M Palin (71)	G Clark (29)	Sutherland	1982/83
Eighth	100*	M Morson	D Quinlin	Gordon	1993/94
Ninth	79	S Price (42)	A Dillon (36)	Sydney	1982/83
Tenth	88	R Campbell (99)	P Thompson (35*)	Sydney	1978/79

FOURTH GRADE

Wicket	Score	Player	Player	Opponent	Season
First	165	G MacDonald (95)	G Garland (51)	Balmain	1980/81
Second	195	G Hill (109)	C De Silva (60)	Penrith	1993/94
Third	196	J Martel (196)	D Jebb (102*)	Sydney Uni	1990/91
Fourth	205*	J Horley (131*)	N Prattent (70*)	Balmain	1990/91
Fifth	115	T Grattan-Smith (112)	J Carmichael (38)	Gordon	1976/77
Sixth	148	D Wheeler (63)	S Norbury (103)	Penrith	1991/92
Seventh	142	J Ingleson (92)	M Woodley (61)	Gordon	1982/83
Eighth	112	S Tait (87)	J Robertson (54)	Mosman	1974/75
Ninth	100*	J Martel (212*)	G Robinson (26*)	North Sydney	1989/90
Tenth	82	S Norbury (126)	W Saunders (15*)	Mosman	1991/92

FIFTH GRADE

Wicket	Score	Player	Player	Opponent	Season
First	188	C Jones (81)	R McLachlan (95)	Manly	1991/92
Second	171*	J Carmichael (100*)	A Stewart (78*)	Mosman	1985/86
Third	289	D Bowcock (222)	C Vonwiller (101*)	North Sydney	1996/97
Fourth	173	R Wickramasena (78)	B Christie (103*)	Bankstown	1992/93
Fifth	213	D Sue (69)	J Martel (173)	Hawkesbury	1992/93
Sixth	121	R Lequesne (81)	R Roper (79)	North Sydney	1978/79
Seventh	67	J Coward (42)	S Green (27)	Northern District	1975/76
Eighth	112*	G Clark (54*)	M Mag (50*)	Eastern Suburbs	1996/97
Ninth	69	G Robinson (34)	G Sendall (42*)	Petersham	1989/90
Tenth	84	D Bell (73*)	G Clark (18)	Sutherland	1984/85


SIXTH GRADE

Wicket	Score	Player	Player	Opponent	Season
First	104	A Taylor (24)	C McIntosh (67)	Sydney University	1988/89
Second	171	A Jones (72)	C Neal (100)	Randwick	1994/95
Third	165	J Martin (100*)	E Robb (100)	Randwick	1981/82
Fourth	269	M Mullen (231*)	S Schirmer (88)	Randwick	1990/91
Fifth	87*	M Mag (73*)	P Child (16*)	Woolpack Wolves	1995/96
Sixth	150	M Back (77)	V Popovich (67)	Sydney University	1984/85
Seventh	123	V Popovich (98)	R Glenister (57)	Southern Districts	1983/83
Eighth	123	C Vonwiller (92*)	A Wunsch (43)	Woolpack Wolves	1995/96
Ninth	112*	L Darmody (106*)	S Gibbs (25*)	UNSW A	1980/81
Tenth	53	M Nagarajan (53*)	G Varatharajan (20)	Northern District	1984/85




**THE UNIVERSITY OF NEW SOUTH WALES CRICKET CLUB
STATEMENT OF INCOME AND EXPENDITURE
FOR THE YEAR ENDED 31 MAY 1997**

<u>1996</u>	<u>INCOME</u>	<u>1997</u>
\$		\$
7,245	Subscriptions	6,546
3,000	NSW CA General Grant	4,000
4,000	NSW CA Development Grant	4,000
788	Interest	694
404	Raffles/Sponsorship/Donations	400
<u>15,437</u>		<u>15,640</u>
	<u>EXPENSES</u>	
700	Loss on Functions	2,066
1,026	Loss on Trading	2,740
0	Sponsorships/Travel Reimburse	98
5,572	Junior Development/Coaching	7,500
7,643	Training/Match Expenses	5,934
0	Sam Cracknell	0
414	Trophies	378
<u>15,355</u>		<u>18,716</u>
82	Gain/(Loss)	(3,076)
<u>28,322</u>	Add Opening Surplus	<u>28,404</u>
<u>28,404</u>	Net Surplus Carried Forward	<u>25,328</u>



**THE UNIVERSITY OF NEW SOUTH WALES CRICKET CLUB
BALANCE SHEET AS AT 31 MAY 1997**

<u>1996</u> \$	<u>ASSETS</u>	<u>1997</u> \$
10,734	Cash at Bank	5,233
17,345	Investments	18,039
2,820	Stock on Hand	4,893
2,450	Receivables	2,450
<u>33,349</u>		<u>30,615</u>
	<u>LIABILITIES</u>	
4,945	Creditors	5,287
<u>4,945</u>		<u>5,287</u>
<u>28,404</u>		<u>25,328</u>



THE UNIVERSITY OF NEW SOUTH WALES CRICKET CLUB
STATEMENT BY COMMITTEE FOR THE YEAR ENDED 31 MAY 1997

In the opinion of the Committee:

- (a) "the accompanying Statement of Income and Expenditure and Balance Sheet is drawn up so as to give a true and fair view of the result of the Club for the financial year ended 31 May 1997 and of the state of affairs as at that date; and
- (b) there are reasonable grounds to believe that the club will be able to pay its debts as and when they fall due."

Peter Jourdain
Honorary Treasurer

THE UNIVERSITY OF NEW SOUTH WALES CRICKET CLUB
STATEMENT BY AUDITOR FOR THE YEAR ENDED 31 MAY 1997

In the opinion of the Auditor:

- (a) "the accompanying Statement of Income and Expenditure and Balance Sheet is drawn up so as to give a true and fair view of the result of the Club for the financial year ended 31 May 1997 and of the state of affairs as at that date; and
- (b) there are reasonable grounds to believe that the club will be able to pay its debts as and when they fall due."

John Hall
Honorary Auditor

