

G-LIVINGSTONE



**THE UNIVERSITY OF NEW SOUTH WALES
CRICKET CLUB**

ANNUAL REPORT

1991/92



OFFICE BEARERS

1991-92

PRESIDENT	Chris Chapman
HONORARY SECRETARY	Peter Godber
HON TEAMS SECRETARY	Mathew Sanders
HONORARY TREASURER	Peter Jourdain
MANAGEMENT COMMITTEE	C. Chapman (Chairman) P. Godber P. Jourdain M. Sanders R. Anderson B. Calver K. Ford D. Little N. Prattent J. Van Ardenne S. Zeppos
SELECTION COMMITTEE	M. Sanders (Chairman) G. Lawson J. Dixon P. Trimble A. Fleming J. Martel D. Quinlan M. Phillips A. Burgess
BLUES COMMITTEE	G. Lawson G. Livingstone J. Martel
SCA DELEGATES	D. Meagher R. March
SPORTS ASSOCIATION DELEGATES	B. Calver D. Little

PAST OFFICE BEARERS

PRESIDENT

Major Wilthew	1951-53	Mr Y. Marshall	1976-77
Prof. A.E. Alexander	1953-57	Mr A. Epstein	1977-79
Prof. E.B. Smyth	1957-61	Dr J. Ingelson	1979-86
Prof. H.J. Oliver	1961-63	Mr D. Meagher	1986-90
Prof. S.E. Livingstone	1963-64	Mr G. Clark	1990-91
Mr. C.H. Barrington	1966-76	Mr C. Chapman	1991-

HONORARY SECRETARY

Mr V. Turner	1951-53	Dr P.J. Schofield	1966-67
Mr J. Brooks	1953-54	Mr J.E. Pratley	1967-69
Mr C. Davis	1954	Mr J.R. Wegner	1969-72
Dr E.C. Watton	1954-55	Mr J.P. Barford	1972-75
Dr B. Frawley	1955-58	Mr R.P. Zabell	1976
Mr J.R. Beard	1956-58	Mr G.F. Mullins	1976-77
Mr R. Warroner	1958-59	Ms J. Ratcliffe	1977-79
Mr M.J. Reidy	1959-60	Mr A.N. McMaster	1979-83
Mr C.H. Barrington	1960-62	Mr S. Campbell	1983-84
Mr D. Lacey	1962-63	Mr L. Darmody	1984-87
Mr G.M. Garland	1963-65	Mr P. Godber	1987-
Mr M.J. Gosling	1965-66		

HONORARY TREASURER

Mr R. Emerson	1954-56	Mr D. Wills	1969-70
Mr G. Wilton	1956-57	Mr P.C. Emery	1970-71
Mr W. Dwyer	1957-60	Mr H.W. Hopkins	1971-74
Mr J. Mck.Middleton	1960-61	Mr R.W. Merrell	1974-79
Mr J.T. Hall	1961-64	Mr P.E. James	1979-80
Mr J. Chegwyn	1964-66	Mr M.T. Sample	1980-86
Mr. A. Conomos	1966-67	Mr P. Jourdain	1986-

BLUES WINNERS

Mr L.J. Lawrence	Mr R. Warrenner	Mr C. Chapman
Mr J. Piggott	Mr J. Rogers	Mr G. Watson
Mr D. March	Mr J. Mck.Middleton	Mr G. Lawson
Mr R.S.J. Levi	Mr D.C. Clark	Mr J.G. Robson
Mr H.C. Bundy	Mr R.W.D. Robertson	Mr J.S. Dixon
Mr P.A. Ward	Mr G.C. Robinson	Mr J. Baker
Mr M.J. Reidy	Mr J.B. Martel	Mr G. Livingstone
Mr K. Daly	Mr M. Ray	Mr M. Back
Mr J. Chegwyn	Mr S. Ven der Sluys	Mr A. White
Mr. J.M. Healey	Mr. P. Gratten-Smith	

SPORTS RECOGNITION AWARD

Mr C.H. Barrington	Mr A. Epstein
Mr R.W. Merrell	Mr J.D. McFarlane
Mr G.M. Garland	Mr J.E. Ingelson
Mr J. Rogers	

PREMIERSHIP WINNING TEAMS

"B" DIVISION 1963-64

H.C. Bundy (Capt), T.D. Creer (V-Capt), R.G. Ballantyne, R. Bayfield, D.C. Clark, J. Hollington, I. Lowe, F. Martin, I. Potter, G. Sylvester, R.W. Smith, C. Relton (12th).

"A" DIVISION 1964-65

J. Chegwyn (Capt), J. Mck.Middleton (V-Capt), B.G. Andrews, D.C. Clark, R.G. Ballantyne, K. Daly, G.M. Garland, J. Piggott, G. Sylvester, J.J. Reidy, P.A. Ward.

"A" DIVISION 1965-66

J. Chegwyn (Capt), J. Mck.Middleton (V-Capt), C.H. Barrington, R. Bayfield, A. Bishop, G.J. Cole, D. Lacey, D. Popcock, A.J. Taylor, A.R. Turner, D.E. Wills.

"A" DIVISION 1967-68

H.C. Bundy (Capt), J.E. Pratley (V-Capt), B.G. Andrews, R.G. Ballantyne, J.N. Healey, H. Herbert, R.S.J. Levi, I. Lowe, P.J. McEarchran, J. Mck.Middleton, D.E. Wills, P.C. Emery (12th).

"B" DIVISION 1967-68

R.W. Lucas (Capt), P.J. Schofield (V-Capt), C.H. Barrington, D. Brady, R. Bayfield, G.J. Cole, J. Piggott, C. Relton, A.J. Taylor, A.R. Turner, P.A. Ward.

"A" DIVISION 1970-71

J.E. Pratley (Capt), G.M. Garland (V-Capt), G.J. Cole, B.R. Cos, A.E. Dietsch, P.A. Heaney, J.B. Martel, Z. Pirjevec, R.W.D. Robertson, G.G. Robinson, D.G. Smith.

"A" DIVISION 1971-72

G.M. Garland (Capt), A.E. Dietsch (V-Capt), G.J. Cole, B.R. Cos, P.A. Heaney, J.B. Martel, G.A.N. Preston, C.A.P. Samerasekera, A.J. Taylor, P. Whalen, D.E. Wills, H.W. Hopkins, R.W.D. Robertson, G.G. Robinson.

INTER-VARSITY CHAMPIONS 1974-75

J. Martel (Capt), C. Chapman, J. Robson, P. James, J. Barford, S. Tait, R. March, S. Wiblin, C. Brown, R. Zabell, G. Kirkwood, D. Barbour, M. Ray, P. Grattan-Smith.

CLUB HONOURS

MUNICIPAL & SHIRES COMPETITION (Entered 1951)

B Division Premiers	1963-64
A Division Premiers	1964-65
Club Champions	1964-65
A Division Premiers	1965-66
Club Champions	1965-66
B Division Premiers	1966-67
Club Champions	1966-67
A Division Premiers	1967-68
B Division Premiers	1967-68
Club Champions	1967-69
Club Champions	1968-69
A Division Premiers	1970-71
Club Champions	1970-71
A Division Premiers	1971-72
Club Champions	1971-72
D Division One-Day Premiers	1986-87

GRADE COMPETITION (Entered 1973-74)

2nd Grade Encouragement Award	1974-75
3rd Grade Encouragement Award	1975-76
1st Grade Premiers	1976-77
Poidevin Gray Premiers	1976-77
2nd Grade Premiers	1977-78
Club Champions	1978-79
1st Grade Premiers	1980-81

INTER-VARSITY

Champions	1974-75
Champions	1986-87
Champions	1988-89

2ND GRADE ENCOURAGEMENT AWARD 1974-75

P. Robertson, G. Garland, A. Taylro, P. Burnett, D. Smith,
D. Barbour, P. Watkins, C. Brown, G. Kirkwood, A. Jacobs,
P. Grattan-Smith, A. Wijeratne, P. Noble.

3RD GRADE ENCOURAGEMENT AWARD 1975-76

J. Ingelson, C. Kiefel, I. Smith, B. Cox, G. Cole, G. Garland,
S. Howard, M. Bryce, R. Zabell, J. Cutler, T. Haymet.

1ST GRADE 1976-77

J. Rogers (Capt), J. Martel, R. Pyn, G. Watson, G. Livingstone,
C. Champman, J. Rokbson, G. Lawson, J. O'Brien, P. Deegan, M. Ray,
S. Campbell, P. Grattan-Smith, M. Watt.

POIDEVIN-GRAY 1976-77

J. Robson (Capt), M. Bryce, J. Carmichael, S. Howard, N. Jansson, P.
Jourdain, G. Kirkwood, G. Lawson, G. Livingstone, D. Meagher,
N. Perger, M. Watt.

2nd GRADE 1977-78

T. Buddin (Capt), P. Deegan, R. Campbell, J. Jansson, P. Tout,
B. Handley, G. Kirkwood, R. Pym, R. March, G. Robinson, I. Smith,
J. Martel, N. Perger, D. Pratt, P. Emery, J. Sands, P. Jourdain.

1ST GRADE 1980-81

M. Ray (Capt), T. Buddin, C. Chapman, G. Lawson, B. Handley,
C. Hanger, J. Dixon, P. Tout, N. Perger, S. Campbell, N. Jansson,
G. Livingstone, J. Robson, A. Wijeratne, D. Meagher.

D DIVISION ONE-DAY PREMIERS 1986-87

D. Bell (Capt), D. Hughes, J. Hughes, P. Bush, S. Bell, M. Howe,
D. Joseph, G. Morgan, D. Graham, J. Warrington, D. Fitzsimmons.

INTER-VARSITY CHAMPIONS 1986-87

J. Baker (Capt), J. Abbott, B. Cooper, A. Szabo, J. Martin,
S. O'Brien, D. Roper, W. McKay, L. Gray, P. Warrington, M. Palin,
N. Horne, M. Back, J. Orchard.

INTER-VARSITY CHAMPIONS 1988-89

A. Shaw (Capt), P. Sinclair, D. Coots, A. Fleming, M. Kovacs,
N. Wood, A. White, A. McCallum, T. Grosser, S. Raja, D. Cummins.

AWARD WINNERS

DOUBLE WICKET COMPETITION

1971-72 D. Wills/J. Howe	1981-82 J. Robson/J. Gallagher
1972-73 No Contest	1982-83 J. Robson/P. Jourdain
1973-74 No Contest	1983-84 No Contest
1975-76 P. Grattan-Smith/G. Lawson	1984-85 M. Back/E. Robb
1977-78 N. Janson/M. Herring	1985-86 Rained out
1978-79 S. Campbell/I. Kellaway	1986-87 J. Abbott/J. Wilcher
1979-80 No Contest	1987-88 G. Lawson/A. Shaw
1980-81 No Contest	1988-92 No Contest

SHEFFIELD SHIELD REPRESENTATIVES

1977-78 G. Watson
1977-92 G. Lawson
1982-83 M. Ray
1991- M. Slater

AUSTRALIAN REPRESENTATIVES

1979-90 G. Lawson

TED DAVIS TROPHY - PLAYER OF THE YEAR

1967-65 G.J. Cole	1975-76 M. Ray	1983-84 G. Robinson
1968-69 A.J. Taylor	1976-77 S. Campbell	1984-85 J.G. Jobson
1969-70 G.M. Garland	1977-78 W. Hetherington	1985-86 G. Livingstone
1970-71 G.M. Garland	1978-79 M. Ray	1986-87 M. Gregg
1971-72 P.J. Schofield	1979-80 I. Kellaway	1987-88 A. Clements
1972-73 G.M. Garland	1980-81 M. Ray	1988-89 J. Baker
1973-74 M. Ray	1981-82 J.G. Robson	1989-90 J. Robson
1974-75 M. Ray	1982-83 N. Perger	1990-91 J. Baker
		1991-92 M. Slater

CAPTAIN JOHN MORRIS FIELDING TROPHY

1958-59 J. Middleton	1969-70 R.W.D. Robertson	1979-89 C. Hanger
1959-60 R. Werley	1970-71 R.W.D. Robertson	1980-81 J. Sackett
1960-61 D. Lacey	1971-72 J.B. Martel	1981-82 J. Sackett
1961-62 H. Boulton	1972-73 J.B. Martel	1982-83 B. Everett
1962-63 G. Sylvester	1973-74 D. Pratt	1983-84 B. Everett
1964-65 J. Middleton	1974-75 I. Smith	1984-85 M. Back
1965-66 D. Webster	1975-76 C. Chapman	1985-86 J. Dixon
1966-67 G.J. Cole	1976-77 D. Meagher	1986-87 M. Back
1967-68 R.S.J. Levi	1977-78 D. Meagher	1987-88 M. Kovacs
1968-69 D. Wills	1978-79 J. Barford	1988-89 D. Cummins
		1989-90 A. Pratt
		1990-91 A. Pratt
		1991-92 S. Norbury

BARR-TURN TROPHY

1968-69 R. Lucas	1975-76 R. E. Pym	1982-83 R. Stark
1969-70 G. Garland	1976-77 P. Grattan-Smith	1983-84 G. Holt
1970-71 R. Robertson	1977-78 J. O'Brien	1984-85 P. Scolari
1971-72 P. Larkin	1978-79 G. Robinson	1985-86 M. Ryan
1972-73 P. Dobell-Brown	1979-80 D. Pratt	1986-87 E. Robb
1973-74 R. Merrell	1980-81 D. Meagher	1987-88 J. Dixon
1974-75 J. E. Pym	1981-82 J. Robson	1988-89 J. Gallagher
		1989-90 M. Kovacs
		1990-91 P. Sinclair
		1991-92 M. Hayward

JOHN RODGERS TROPHY - POIDEVIN-GRAY PLAYER OF THE YEAR

1983-84 M. Hoy	1985-86 S. O'Brien	1987-88 A. White
1984-85 L. Gray	1986-87 M. Back	1988-89 A. Fleming
		1989-90 A. Fleming
		1990-91 P. Sinclair
		1991-92 M. Hayward

STATE BANK ROOKIE AWARD

1989-90 B. Calver
1990-91 D. Trafford
1991-92 M. Hayward

LADIES PLAYER OF THE YEAR

1989-90 J. van Ardenne
1990-91 J. van Ardenne
1991-92 J. van Ardenne

PRESIDENTS REPORT

As a shocking generalisation the recently completed season saw the best of the old guard and the worst of the new guard!

Or to view it from a different perspective the old guard performed on the field and, from a multitude of reports, the new guard performed off.

Jim Robson had a marvellous year notwithstanding having reached the Third Age of a Cricketer, the Age of Maturity (or is it Senility?). He again excelled with bat and ball and ran 2nd in the Sydney Morning Herald's O'Reilly Medal.

Greg Livingstone played straight, scored freely and featured in a Club partnership record of 253 with Michael Slater against Randwick.

David Trafford bowled splendidly in taking 34 wickets and along with Jack Horley (who will no doubt perform better as his respect for his elders grows) suggested that 1st Grade is set to consolidate upon their late season resurgence.

Michael Back provided, amongst the usual histrionics a very sound keeping performance securing 31 dismissals, finishing second in catches.

Geoff Lawson completed a truly magnificent first class career, again captained the State impressively and hopefully enjoyed a satisfying testimonial year. 827 people at the formal dinner for Geoff at the University in early January is ample testimony to the goodwill he deservedly enjoys. Throughout, his contribution to the Club's welfare has been most tangible and self-evident. He recently was afforded Life Membership of the Club - only the 15th player to achieve that honour.

Andrew Clements took 33 wickets in 2nd Grade at 13.61, finishing second in the averages and bowling an incredible 91 maidens (including one stint of 16 overs 2 wickets for 1 run against Randwick!).

Dave Quinlan and John Lupton took 30 and 34 wickets respectively. Significant personal achievements.

Joy van Ardenne (sorry Joy, you're in the Old Guard now) was Player of the Year in the Women's 4th Grade Competition.

The New Guard showed enough to provide general optimism. Michael Salters 728 runs, including 184 against Randwick, at 52.00 was a delight and a revelation and he became only the 4th player in the Club's comparatively short but impressive history to gain selection for New South Wales. Matt Boyer, Sasha Fleming, Brad Schirmer and David Jebb performed encouragingly.

It was a happy season with all sides performing reasonably, especially our 7th Grade Premiers under Andrew Burgess, 2nd Grade under the impressive leadership of Peter Trimble and our 6th Grade is the Club's shining light with the back to back credential of reaching the Semis in consecutive years. We advanced from 11th to 7th in the Club Championship.

A review of the "Saturday Sledge" reminds us all of the tall tales and good times had. Our gratitude to Mike Gregg and Deslee Tritter for their invaluable and humorous contribution.

Our sincere thanks to those who provided the administrative backbone to the Club and in this regard I would like to particularly mention the generous contributions of our Club Secretary, Peter Godber, the ubiquitous Jack Carmichael, David Lemon, Tom Boyce and Ann and Bob Coots and the enthusiastic work of the Club's Committee.

Finally, it is again nice to reflect upon the good fortune of the club in having a handful of captains (including the obviously nymphomaniacal Jock Martel) who were impressive ambassadors of the Club on and off the field and a Patron in the Chancellor, Mr. Justice Samuels, who takes a very personal interest in our fortunes.

I wa proud to be asked to take over a President shortly into the Season and thank Glenn Clark for the energy and time he put in as my predecessor.

CHRISTOPHER CHAPMAN

1ST GRADE CRICKET REPORT

1991/1992

The 1991-92 season could well have marked a significant turning point in the cricketing fortunes of the UNSW 1st Grade side. Not since 1981-82 has our first grade side made the semi finals, however I believe this past season has given enough indication that the 1992-93 season will see us contesting the finals.

Finishing in the middle of the table is "nothing to write home about", but it was the way the team finished the season (ironically with the exception of the very last game against Wests) that was most impressive. We now have some fine young players who have the undoubted ability to even further establish themselves in the First grade side alongside legends such as Jungle, Henry and Livo. The blend of talent is potentially perfect as long as we maintain our commitment, confidence and dedication to hard, productive practise. With Slates, Youngy, Matty Boyer, Jack and Traff in the current 1st Grade side and a host of young talent in our (again) successful 2nd Grade team, all augers well for the clubs future successes on the field.

Now on to the analysis of individual performances:

Firstly, and most importantly (as I understand I may have neglected these accolades in prior years) I would like to acknowledge and sincerely thank the dedicated supporters we have. To Tommy Boyce and Dave Lemon who share the scoring duties and perform so many "managerial" type functions during the season; we couldn't do without you and appreciate the time, effort and support you provide to the club and particularly the first grade side. To Janine, a new addition to the side, many thanks for looking after us, preparing the afternoon teas, and helping with a host of other tasks on Saturday afternoons. To other regular supporters such as Tom Regan, Ken Robson and Jack Chemical; it is much appreciated to have you following our progress and showing an interest in the team. Also to Kevin and Diane Young whose support was much appreciated.

As for the players:

Michael Slater - had an outstanding year by any standards. He has so much ability it almost becomes unacceptable when he fails (which didn't happen too often, and when it did it was quite often bad luck more than anything else).

Congratulations to Slates for his selection for NSW and hopefully that will be the reason he doesn't score even more runs for us this season. Slates murdering of the Parramatta attack on a dodgy track, and the Randwick side in his record breaking partnerships with Livo were the highlights for our side. I guess though, these were out-done by his double-ton and ton for the State Seconds, and his 56 for NSW whilst others more experienced were falling all around him. Slates has been a marvellous addition to the club and we can't wait to see him represent his country.

Duncan Coots - started the season quite well and displayed the sort of ability we were hoping for. His tendency to tickle a few nothing balls through to the keeper and slips saw him return to 2nd Grade for the second half of the year. Some work on his fielding, mobility and ability to let the ball go will see Duncan back in 1st Grade as he has shown that he is a quality batsman.

Jason Young - has the ability to go as far as he likes in this game as long as he can get his head together. Even without performing as well as expected, Youngy made a number of valuable contributions to the side during the year (Penrith and Sydney Uni being examples) and he is going to be a major reason for us appearing in the semis this coming season. For his first full season in 1st Grade cricket his stats are better than average. With improved concentration and thought Youngy will either be threatening Slates position or playing alongside him at that higher level.

Greg Livingstone - after serving his penance in 2nd Grade, courtesy of a very ordinary 1990-91 season, Livo came back to his old batting (but not fielding) form. In fact, Livo was smashing them so well he produced an air to his cricket that we haven't really seen in the past - arrogance - and it didn't work (bowled Jones - 3). Livo knows he only has to bat to get runs and that is what he did (save that one aforementioned incident) in 1st and 2nd Grade Livo's experience, knowledge and ability are invaluable. The club and particularly first grade, could use another few years of his contribution (hint, hint).

James George Robson - never ceases to enhance his legend status. On the field he proved to be our most valuable bowler (only marginally Traff), the greatest gully (as well as slip) fieldsman, and still arguably our best batsman (although the high order gave him less opportunities this year). Off the field he may not dominate the bars of Sydney's Eastern Suburbs as much as 10 years ago, but when he ventures out he dominates just as well. When Jungle retires at age 50 we will have trouble replacing him in the first grade team.

Tony Pratt - still a promising player? Well e hasn't lived up to his potential yet so he must be. Not a great season, hampered by injuries (he's only 24 - how will he be when he's Jungles age) and bowlers aiming at his head, his batting and fielding suffered. Even less bowling opportunities are coming his way given the young blokes now in the side (see below) which has not helped him either. Maybe next year. With his natural talent it must be soon (hint-hint).

Matt Boyer - this bloke can play and we are looking to him to keep improving and form part of the successful team for the next 5-10 years. His fielding can be brilliant with some lapses in concentration that need to be worked on. His superb innings against Balmain (particularly against Greg McLay on a turning wicket) was the highlight but we anticipate even better things next year.

Shawy (I think he's still alive), Chemical and Matty Haywood all featured at some stage in the middle order without having the opportunity to stand up (except Shawy - but he knows where his finger is and the fact that it needs to be extracted).

Jack Horley - GPS prima donna or genuine star of the future? Given the writer's experience of most GPS cricketers, one would have to think the former description would apply. However, Jack appears to have admirable qualities, one being the willingness to work hard at his game and a second being the ability to play the game very well. Jack's bowling definitely needs some work but there is potential coming out everywhere. The same applies to his fielding and arguably his batting. With continued effort Jack will be an integral part of our first grade team for some years and what he and Traff have added to our bowling has been and will be, invaluable.


Dave Tafford - pipped by a cricketing legend for last season's bowling honours, Traff has stormed onto the Sydney Cricketing stage. His dedication to training and concentrating on his game have been important characteristics, but, more importantly, Traff is a very good opening bowler. Hopefully with even a yard or two of extra pace as he develops, Traff could easily go another step up in the game. One temperament lapse during the season is the only other point that needs to be mentioned at this stage.

Dave Gallop - spent most of the season in 2nds due to the fact that the young blokes started so well, but there is no doubt Morgs is a better 1st Grade bowler than most going around. Morg's fielding and arguably deteriorating batting still needs some work but his bowling performances (notably Petersham and Randwick) were first class. Morgs possesses the attitude and approach that all good players should strive for and it is always a pleasure to captain a side that he is playing in (particularly if his slip fielding improves so that he doesn't have to be hidden in the field).

Michael Back - I would say that this was not Backy's best season purely based on his glove work and mistakes, and his failure to produce that match turning batting performance. Nevertheless, there is no doubt he is a good keeper and if able to return to more normal practice routines, he should easily recapture the excellent form of a few seasons ago.

Adrian White - Whitey is proving to be a bit of a cricketing enigma. Having it one day, losing it the next (batting, bowling and fielding). One of the best trainers and most desirable people to captain, Whitey is a very important part of the sides future if he can start to maintain quality bowling performances.

The most important part of the sides future is undoubtedly the continued involvement, hopefully at the playing level as well as coaching and guiding, is Henry. Congratulations to Henry on a wonderful testimonial year which was an appropriate tribute to a cricketer who has done so much for his country, state and club. Whether he gets a stack of money from it or not I hope that the importance that so many of his friends and colleagues placed on trying to make it a success indicates our appreciation for his services to cricket. If Henry can play next season, and particularly if he can captain the side, we could see anything happen with this team.



SUMMARY OF EACH ROUND

1. UNSW 126 (Slater 32, Young 32, Dixon 32) and 1/187 (Slater 103*, Coots 71) lost to FARRAMATTA 9 dec. 287 (Robson 3/63, White 3/88).
2. PENRITH 234 (Lawson 3/32, Trafford 3/55) lost to UNSW 5/306 (Slater 73, Young 67).
3. MOSMAN 6 dec. 306 (Trafford 2/81) drew UNSW 8/298 (Coots 59, Young 42, Back 30*).
4. UNSW 291 (Shaw 56, Slater 53, Dixon 52*) lost to ST. GEORGE 4/302 (Pratt 1/44).
5. FAIRFIELD 178 (Robson 5/24) drew UNSW 1/65 (Coots 25*, Young 21*, Slater 19).
6. UNSW 255 (Robson 54, Dixon 46, Pratt 45, Young 26) lost to CAMPBELLTOWN 9/259 (Trafford 5/78, Horley 3/60).
7. UNSW 9 dec. 292 (Robson 97, Livo 71, Horley 28*) lost to MANLY 5/294 (Horley 2/68).
8. N. DISTRICT 1 dec. 251 (Horley 1/19) drew UNSW 6/40 (Robson 20).
9. UNSW 6/154 (Robson 42, Livo 39) bt BANKSTOWN 8/131 (Trafford 4/58).
10. UNSW 266 (Young 71, Livo 45, Dixon 36, White 33) lost to SYDNEY UNI 8/267 (Dixon 3/55)
11. GORDON 9/261 (Robson 4/80) drew UNSW 6/187 (Slater 65, Robson 39, Livo 26, Boyer 24*).
12. UNSW 7/368 (Slater 184, Livo 126) and 0/0 bt outright RANDWICK 6/87 (Horley 3/34, Trafford 2/32) and 168 (Robson 4/43, Trafford 3/49 and Horley 2/45).
13. PETERSHAM 5/189 (Gallop 2/43, Robson 2/53) lost to UNSW 2/191 (Slater 75, Livo 56*).
14. BALMAIN 190 (Robson 4/35, Lawson 2/18) lost to UNSW 5/191 (Robson 75, Boyer 54)
15. WESTERN SUBURBS 205 (Trafford 3/31, Robson 3/50) and 107 (Robson 4/34, Trafford 3/29) bt. UNSW 140 (Dixon 38, Young 30).

SUMMARY OF SEASON

<u>GAMES PLAYED</u> = 15	WO = 1	WI = 4	LI = 6	LO = -	D = 4
Runs For = 3,347	Wickets Lost = 108		Ave. = 30.9907		
Runs Against = 3,715	Wickets Lost = 131		Ave. = 28.3587		



1991/92 U.N.S.W. CRICKET CLUB FIRST GRADE STATISTICS

BATTING

	<u>M</u>	<u>INN.</u>	<u>N.O.</u>	<u>H.S.</u>	<u>AGG.</u>	<u>AVE.</u>	<u>C/S.</u>	<u>HERALD POINTS</u>
M. SLATER	15	15	1	184	728	52.00	9	13
G. LIVINGSTONE	11	10	1	126	398	44.22	-	7
J. ROBSON	14	12	1	97	399	36.27	7	19
J. YOUNG	15	16	2	71	399	28.50	8	7
J. DIXON (C)	14	11	1	52*	251	25.10	5	9
D. COOTS	9	9	1	71	200	25.00	1	2
A. SHAW	5	4	-	56	92	23.00	2	2
M. BACK (WK)	15	7	4	30*	66	22.00	28/3	-
J. HORLEY	12	9	5	28*	84	21.00	4	3
M. BOYER	7	6	1	54	95	19.00	4	2
A. PRATT	15	13	2	45	194	17.63	8	-
D. TRAFFORD	14	7	3	20	69	17.25	4	7
A. WHITE	10	7	1	33	102	17.00	1	-
G. LAWSON	7	4	-	13	17	4.25	3	2
D. DOWNING	1	1	-	0	0	0	-	-
M. CARMICHAEL	2	1	1	6*	6	-	-	-
M. HAYWOOD	1	1	1	2*	2	-	-	-
D. GALLOP	4	-	-	-	-	-	2	-

BOWLING

	<u>OVERS</u>	<u>MAIDENS</u>	<u>RUNS</u>	<u>WTS</u>	<u>AVE.</u>
J. ROBSON	263.1	78	610	32	19.06
D. TRAFFORD	254.0	54	801	34	23.55
J. HORLEY	138.1	27	509	20	25.45
G. LAWSON	129.4	44	272	10	27.20
D. GALLOP	60.0	14	169	6	28.16
M. SLATER	5.0	-	32	1	32.00
J. DIXON	139.1	30	438	13	33.69
A. PRATT	50.0	12	185	4	46.25
A. WHITE	160.3	42	531	6	88.50
G. LIVINGSTONE	2.0	-	18	-	-
D. DOWNING	8.0	2	13	-	-
A. SHAW	6.0	1	29	-	-

OUTSTANDING PERFORMANCES - BATTING

M. SLATER	184 vs Randwick; 103* vs Parramatta; 75 vs Petersham; 73 vs Penrith; 65 vs Gordon; 53 vs St. George.
G. LIVINGSTONE	126 vs Randwick; 71 vs Manly; 66* vs Petersham.
J. ROBSON	97 vs Manly; 75 vs Balmain; 54 vs Campbelltown.
D. COOTS	71 vs Parramatta; 59 vs Mosman.
J. YOUNG	71 vs Sydney Uni; 57 vs Penrith.
A. SHAW	56 vs St. George.
M. BOYER	54 vs Balmain.
J. DIXON	52* vs St. George.

OUTSTANDING PERFORMANCES - BOWLING

J. ROBSON	5/24 vs Fairfield
D. TRAFFORD	5/78 vs Campbelltown



CURRENT UNSW 1ST GRADE CAREER STATISTICS

	INN.	N.O.	H.S.	AGG.	AVE.	100	50	C/S	OVERS	MDNS	WKTS	RUNS	AVE.	5Wks
M. BACK	49	21	61*	433	15.4	-	1	124/28	1	-	-	9	-	-
M. BOYER	9	2	54	119	17.0	-	1	9	11	2	1	48	48.0	-
M. CARMICHAEL	15	3	58	228	19.0	-	2	5	-	-	-	-	-	-
D. COOTS	17	2	71	323	21.5	-	2	9	1	-	-	4	-	-
J. DIXON	160	23	106*	2420	17.7	1	8	87	3015	758	314	8106	25.8	10
D. GALLOP	32	14	44*	240	13.3	-	-	14	691	136	72	2105	29.2	1
G. LAWSON	75	11	97*	966	15.1	-	1	35	1312	380	199	3435	17.2	7
G. LIVINGSTONE	246	25	201*	6608	29.9	4	38	98	31	6	3	90	30.0	-
A. PRATT	87	8	77	1702	21.5	-	10	34	722	173	60	2128	35.4	2
J. ROBSON	277	40	124	7553	31.9	6	42	154	1617	527	147	3529	24.0	3
A. SHAW	42	1	103	920	22.4	1	5	20	7	1	-	38	-	-
M. SLATER	22	3	184	989	52.1	3	5	8	5	1	1	32	32.0	-
D. TRAFFORD	7	3	20	69	17.3	-	-	4	275	54	36	873	24.2	1
A. WHITE	42	15	46	349	12.9	-	-	10	887	256	75	2389	31.8	2

PARTNERSHIPS (HIGHEST AND 50+)

1.	141	M. SLATER	(103*)	- D. COOTS	(71) Vs Parramatta
	77	M. SLATER	(28)	- D. COOTS	(59) Vs Mosman
	76	M. SLATER	(73)	- D. COOTS	(36) Vs Penrith
	56	M. SLATER	(26)	- J. YOUNG	(71) Vs Sydney Uni
2.	253(R)	M. SLATER	(184)	- G. LIVINGSTONE	(126) Vs Randwick
	85	M. SLATER	(75)	- G. LIVINGSTONE	(66*) Vs Petersham
	79	M. SLATER	(73)	- J. YOUNG	(67) Vs Penrith
	55	D. COOTS	(59)	- J. YOUNG	(42) Vs Mosman
	52	A. PRATT	(30)	- M. SLATER	(53) Vs St. George
3.	79	M. SLATER	(65)	- J. ROBSON	(39) vs Gordon
	76	J. ROBSON	(42)	- G. LIVINGSTONE	(39) vs Bankstown
	75	J. YOUNG	(71)	- G. LIVINGSTONE	(45) vs Sydney Uni
	69*	G. LIVINGSTONE	(66*)	- J. ROBSON	(23) Vs Petersham
	63	M. SLATER	(53)	- J. YOUNG	(27) vs St. George
4.	149	J. ROBSON	(97)	- G. LIVINGSTONE	(71) Vs Manly
	141	J. ROBSON	(75)	- M. BOYER	(54) Vs Balmain
	54	J. ROBSON	(54)	- G. LIVINGSTONE	(17) Vs Campbelltown
	51	M. SLATER	(32)	- J. YOUNG	(32) Vs Parramatta
5.	53	G. LIVINGSTONE	(71)	- A. PRATT	(23) Vs Manly
	50	G. LIVINGSTONE	(26)	- M. BOYER	(24*) Vs Gordon
6.	48	J. ROBSON	(54)	- A. PRATT	(45) Vs Campbelltown
7.	46	J. DIXON	(38)	- J. HORLEY	(13) Vs W. Suburbs
8.	45	J. DIXON	(36)	- A. WHITE	(33) Vs Sydney Uni
9.	50	J. DIXON	(46)	- D. TRAFFORD	(20) Vs Campbelltown
10.	77 (R)	J. DIXON	(52*)	- D. TRAFFORD	(16) Vs St. George



U.N.S.W. CRICKET CLUB FIRST GRADE CAREER STATISTICS (After Rd 15 1991/92)

BATTING (Min. 500 runs)

	<u>YEARS</u>	<u>INN.</u>	<u>N.O.</u>	<u>H.S.</u>	<u>AGG.</u>	<u>AVE.</u>	<u>100s</u>	<u>50s</u>	<u>C/S</u>
J. ROBSON	1974-	277	40	124	7553	31.9	6	42	154
G. LIVINGSTONE	1976-	246	25	201*	6608	29.9	4	38	98
C. CHAPMAN	1974-87	191	25	124*	4553	27.4	3	21	75
J. BAKER	1982-91	144	14	180*	4174	32.1	7	16	47
M. RAY	1973-82	175	7	105	4025	23.9	1	23	100
J. DIXON	1979-	160	23	106*	2420	17.7	1	8	87
D. MEAGHER	1980-86	85	14	117*	2173	30.6	4	9	31
B. HANDLEY	1979-85	86	12	109	1908	25.8	1	9	42
J. MARTEL	1973-85	89	3	106*	1730	20.1	1	8	46
A. PRATT	1985-	87	8	77	1702	21.5	-	10	34
J. ROGERS	1975-79	68	4	106	1268	19.8	1	3	37
S. CAMPBELL	1976-84	86	27	61	1071	18.1	-	4	45
P. TOUT	1977-81	53	6	140*	1052	22.4	1	3	18
M. SLATER	1990-	22	3	184	989	52.1	3	5	8
G. LAWSON	1976-	75	11	97*	966	15.1	-	1	35
G. WATSON	1973-79	69	19	64	955	19.1	-	3	24
A. SHAW	1988-91	42	1	103	920	22.4	1	5	20
D. PRATT	1973-76	57	2	63	854	15.7	-	2	29/3
N. JANSSON	1978-81	46	3	61*	798	18.5	-	2	16
R. PYM	1974-85	86	24	45*	791	12.8	-	-	25
A. WIJERATNE	1975-85	47	7	84	660	16.5	-	2	11
P. JOURDAIN	1984-88	39	5	63*	612	18.0	-	4	13
P. GRATTAN-SMITH	1973-85	86	29	54*	607	10.6	-	1	33
J. PYM	1974-75	26	3	88	581	25.3	-	4	5
N. PERGER	1978-89	44	14	67	551	18.4	-	2	21

WICKETKEEPING (Min. 50 C/S)

M. BACK	1985-	49	21	61*	433	15.5	-	1	124/28
C. HANGER	1979-84	40	18	17	156	7.1	-	-	83/19
J. O'BRIEN	1976-79	32	6	75	471	18.1	-	3	57/5

BOWLING (Min. 50 Wkts)

	<u>OVERS</u>	<u>MAIDENS</u>	<u>WICKETS</u>	<u>RUNS</u>	<u>AVE.</u>	<u>5 Wkts</u>
J. DIXON	3,015	758	314	8106	25.8	10
M. RAY	2,112	586	307	5467	17.8	16
P. GRATTAN-SMITH	1,589	373	235	4649	19.7	7
G. LAWSON	1,312	380	199	3435	17.2	7
S. CAMPBELL	1,199	262	149	3818	25.6	3
J. ROBSON	1,617	527	147	3529	24.0	3
R. PYM	1,005	136	145	3824	26.3	3
J. BAKER	1,380	304	144	3987	27.6	5
N. PERGER	690	197	110	2197	19.9	6
S. VAN DER SLIJS	621	114	109	2161	19.8	5
G. WATSON	684	143	105	2081	19.8	1
A. WHITE	887	256	75	2389	31.8	2
D. GALLOP	691	136	72	2105	29.2	1
A. PRATT	722	173	60	2128	35.4	2



SECOND GRADE REPORT 1991/92 SEASON

After a very successful 1990/91, expectations were high (and justifiably so) to win a premiership in the 1991/92 season. While history now shows we didn't quite make it, I was personally very proud to be part of a team which went so close to pulling off a miraculous win against the odds in the semi-final against Parramatta. Our record included 9 first innings wins, 1 first innings win/outright loss, 3 first innings losses and 2 draws in regular competition to finish equal second on the table (although relegated to 4th on quotients) and a rain affected draw in the semi-final to end the season. As with the previous season rain got us again and it just confirms the importance of finishing in either first or second place.

Our season was highlighted by several sensational team performances where the players' belief that we could still win, even in the most hopeless situations, saw us come away with 6 points in a lot of close games. In particular, we:-

- * took the last 2 wickets for none to defeat the eventual premiers, Parramatta, by 1 run in the first round (rumour has it the near naked dancers on the balcony of Shalom College really helped our cause).
- * took the last 5 wickets for 17 with Dave Downing doing the damage to defeat Manly by 0 runs after losing the toss and being sent in on a bowlers deck.
- * took the last 5 wickets for 9 with Barr-Turn winner Mat Hayward taking the first 3 of those to fall in one over (also conceding the 9 runs in the same over!!!) to defeat Sydney University by 3 runs.
- * defeated Petersham 81 to 79 after getting sent in on a wet, dodgy Petersham deck with Whitey and Capital Gainsford doing the business with the ball and supported by excellent fielding and a number of sensational catches.

Maybe the secret is "Psychos". We certainly had plenty of them - just ask Morgs; and its also a worry that the Barr-Turn trophy just went from one second grader to another!!

On to individual performances, it was certainly great to have Kurly back in the club and his consistency behind the stumps was a real plus. It's not often that a club has the luxury of a keeper of such ability in second grade and it was a pleasure to have him. A couple of sensational leg side stumpings and some handy knocks with the bat in difficult circumstances. Adam Brockhurst also performed well when called up for 2 games.

We had a real mixture of performances with the bat due partly to a fairly wet season but also due to poor application from time to time.

Greg Livingstone started the season with a bang, retaining his first grade spot of the previous many seasons by round 5. Livo showed what batting was all about with successive scores



of 53, 20, 89 and 204 n.o., his innings an absolute gem.

Mat Boyer also played some great innings early, showing the sort of potential we all know he has, and after scores of 129 n.o., 84 and 106 n.o., he too was called to first grade where he spent the rest of the season.

After putting together a great 89 early, Peter Sinclair had a lot of trouble getting out of the twenties before finishing with 66 in the last round to give him 400 runs for the season at 26.67. A good performance for an opening batsman but a bit disappointing after a great previous season. Sinkers is a great team man, a more than handy close in leg side fielder and I hope he kicks on next year, gets to practise more regularly and puts a bit more pressure on to take a first grade spot.

Like Sinkers, Glenn Breusch scored 400 runs for the season at 26.67. Breuschy has a great pair of hands and I enjoyed playing with him although I hope he turns a few of those forties and fifties into big scores next year to force his way back into the top grade.

Other batting performances were fairly mixed and generally lacked consistency. A couple of handy innings by Dave Downing during the season helped turned games back our way and hopefully we'll see Dave produce that bigger score next year. Mat Haywood took a while to adjust but with 61 against Sydney University in a difficult situation and a great 45 in the semi-final he showed promise of much bigger things in the future. Duncan Coats was disappointing after returning from firsts but started to find form again in the semi-final with a solid 42.

On to bowling, with generally lower scores than we would have liked, the bowlers were always under pressure and its a pleasure to be able to say that they responded magnificently.

As usual Andrew Clements bowled superbly. I have trouble finding words to describe just how important Big Clem was to the team. Suffice to say it would be difficult to find a consistently better bowler (and team man) in second grade anywhere. Clem bowled 233 3 overs and with 91 maidens took 33 wickets at an incredible average of 13.61, I believe the second best statistics for the season in second grade. One of Clem's better performances was his 4/26 of 26 overs (17 maidens) against Randwick to set up a great win. In his first spell of 13 overs he took 1/0 and after his 15th over (the 90th of the innings) he'd taken 3/2 before getting slogged in his last few overs!!! He also took 5/27 off 17 to help us to an important win against Bankstown in a rain affected match.

Dave Gallop also bowled very well at the other end to Clem when not playing firsts, with 21 wickets at 26.33 for the season. Morgs bowled better than his figures indicated and he didn't always have a lot of luck. He took the other 5 wickets to fall against Bankstown (5/57 off 17 overs) and bowled a great opening spell in the semi-final.

Dave Downing as always contributed well with the ball taking 20 wickets at 25.45. D squared didn't do a lot of bowling in the second half of the season but his 5/55 off 17 overs against Penrith and 4/45 off 15.1 overs against Manly were both match winning performances

After a slow start Dave Gainsford gained in confidence rapidly in the latter part of the season picking up 14 wickets from round 10. A much better bowler (and no slouch with the bat) by season end with 3 crucial wickets against his old club Petersham and then a couple of fiery spells when it was really needed in the semi-final to pick up 3/57 off 17 overs. Hopefully we'll see bigger and better things in the coming season.

Adrian White was our other key bowler at the end of the season. Whitey picked up 12 wickets in 5 games and helped us to wins against Petersham and Balmain with 4/22 and 5/43 respectively.

Mat Hayward, Jack Horley, Nige Dornan, disco and of all people Livo also picked up some vital wickets in limited appearances at the bowling crease during the season

Off the field we also had a number of key people throughout the season that helped get us to the semi-finals. The enthusiasm and support from Ann and Bob Coots and Reg Breusch (scoring, statistics, score board, afternoon teas, drinks and on it goes) was enormously appreciated by the whole team and it was great to share our success with them.

On the semi-final, it was a very special game for me personally and while we came out on the wrong end of the weather I wouldn't have missed it for anything. To score 185 runs in the final session in very poor light (just 15 not enough) and with everyone believing to the end that we were good enough to pull off a win, summed up the spirit of the team and the players belief in themselves and each other. Those players will carry that attitude and a winning expectation into the coming season and I hope it filters more and more to the other grades because it doesn't take much to turn close losses into memorable victories.

Thanks finally to all the players who played in the second grade team during the season and also to our supporters particularly those few who made the long trek up to Howell Oval at Penrith for the semi-final.

The club came a long way forward last season. Let's capitalise on that and make 1992/93 our best ever. GOOD LUCK TO ALL.

TRIM

SUMMARY ROUNDS

U.N.S.W. 2ND GRADE - SUMMARY OF EACH ROUND

- 1 **UNSW 9/256 decl. d PARRAMATTA 255**
G Livingstone 53, D Downing 49, J Horley 4/65, D Downing 3/37
- 2 **PENRITH 180 lost to UNSW 4/315**
D Downing 5/55, N Dornan 3/27, M Boyer 129 n.o., P Sinclair 89
- 3 **UNSW 7/261 decl. d MOSMAN 101 and 3/140**
G Livingstone 89, G Breusch 58, D Downing 39 n.o., G Livingstone 3/20, D Downing 3/22
- 4 **UNSW 6/321 decl. and 0/0 decl. lost outright to ST GEORGE 5/71 decl. and 3**
G Livingstone 204 n.o., D Downing 34, D Gallop 2/24 and 2/70, A Clements 2/25
- 5 **UNSW vs FAIRFIELD - no play due rain**
- 6 **UNSW 247 lost to CAMPBELLTOWN 5/251**
M Boyer 84, G Breusch 53, A Clements 2/63, D Gallop 2/69
- 7 **UNSW 194 and 5/106 d MANLY 184**
G Breusch 45, J Dixon 30, D Downing 4/45, J Dixon 3/37
- 8 **UNSW 7/218 drew with NORTHERN DISTRICTS 1/9 (Rain affected)**
M Boyer 106 n.o., P Trimble 32
- 9 **BANKSTOWN 86 lost to UNSW 3/87**
A Clements 5/27, D Gallop 5/57, P Sinclair 43 n.o.
- 10 **UNSW 185 d SYDNEY UNI 182**
M Hayward 61 and 3/12, A Clements 3/38
- 11 **UNSW 139 lost to GORDON 5/159**
G Breusch 49 n.o., D Gainsford 2/37, A Clements 2/42
- 12 **RANDWICK 216 lost to UNSW 5/220**
A Clements 4/26, D Downing 3/50, P Trimble 42 n.o., P Sinclair 41
- 13 **UNSW 81 d PETERSHAM 79**
P Trimble 34, A White 4/22, D Gainsford 3/28
- 14 **UNSW 154 d BALMAIN 129**
P Trimble 39, M Kovacs 24, A White 5/48, A Clements 3/27
- 15 **UNSW 183 lost to WESTERN SUBURBS 5/200**
P Sinclair 66, P Trimble 37, D Gainsford 2/49
- SEMI **PARRAMATTA 257 drew with UNSW 9/243**
D Gallop 3/56, D Gainsford 3/57, P Trimble 45, M Hayward 45, D Coote 42




Page 1
STATISTICS

U.N.S.W. 2ND GRADE STATISTICS 1991/92

BATTING	M	INN	N.O.	H.S	AGG.	AVE.	C/S
P SINCLAIR	15	16	1	89	400	26.67	6
G BREUSCH	15	16	1	58	400	26.67	6
M BOYER	7	8	2	129 *	382	63.67	2
G LIVINGSTONE	4	4	1	204 *	366	122.00	2
P TRIMBLE	14	12	1	45	284	25.82	13
D DOWNING	14	12	2	49	199	19.90	7
M HAYWOOD	10	11	1	61	166	16.60	1
M KOVACS(w/k)	13	11	3	28	108	13.50	19/2
D COOTS	8	8	0	42	132	16.50	5
T GROSSER	5	6	2	25	80	20.00	1
D GALLOP	10	9	3	18	88	14.67	-
A CLEMENTS	15	9	6	20 *	60	20.00	1
P TONER	3	3	0	31	46	15.33	-
J DIXON	1	2	0	30	42	21.00	-
D GAINSFORD	11	6	0	21	39	6.50	5
N DORNAN	4	1	0	32	38	38.00	1
A SHAW	4	5	0	14	30	6.00	-
J HORLEY	2	1	0	29	29	29.00	-
B CALVER	1	1	1	9 *	9	-	-
C CHAPMAN	2	2	0	3	4	2.00	1
M CARMICHAEL	1	1	0	3	3	3.00	1
A WHITE	4	4	0	21	22	5.50	-
A BROCKHURST(w/k)	2	1	0	0	0	0.00	5/-

BOWLING	OVERS	MAIDENS	RUNS	WKTS	AVE.
A CLEMENTS	233.3	91	449	33	13.61
D GALLOP	191.2	51	553	21	26.33
D DOWNING	226.2	81	509	20	25.45
D GAINSFORD	119	24	323	14	23.07
A WHITE	92.2	30	215	12	17.92
M HAYWARD	46	14	90	6	15.00
J HORLEY	41	9	134	5	26.80
N DORNAN	49.4	10	170	5	34.00
T GROSSER	12	4	35	3	11.67
J DIXON	20	8	37	3	12.33
G LIVINGSTONE	28	11	78	3	26.00
P SINCLAIR	4.1	1	14	1	14.00
B CALVER	19	8	23	0	-
G BREUSCH	3	-	8	0	-



PARTNERSHIPS

U.N.S.W. 2ND GRADE - PARTNERSHIPS (HIGHEST AND +50)

1	73	P Sinclair	(41)	P Toner	(31)	V Randwick
	66	P Sinclair	(25)	G Livingstone (204*)		V St George
	65	P Sinclair	(66)	D Coots	(33)	V Western Suburbs
2	68	D Coots	(42)	M Hayward	(45)	V Parramatta(Semi)
3	165	P Sinclair	(89)	M Boyer	(129*)	V Penrith
	134	M Boyer	(84)	G Breusch	(53)	V Campbelltown
	129	G Livingstone	(89)	G Breusch	(58)	V Mosman
	60	P Sinkers	(66)	P Trimble	(33)	V Western Suburbs
4	81	M Boyer	(129*)	G Breusch	(30)	V Penrith
	67	G Breusch	(44)	T Grosser	(25)	V Manly
5	60	M Boyer	(106*)	P Trimble	(32)	V Nthn.Districts
	52	P Trimble	(23)	D Downing	(39*)	V Mosman
6	108	G Livingstone (204*)		D Downing	(34)	V St George
7	71	M Hayward	(61)	M Kovacs	(23)	V Sydney Uni
	52*	G Livingstone (204*)		D Gallop	(16*)	V St George
	51	J Dixon	(30)	M Boyer	(21)	V Manly
8	49	G Breusch	(49*)	M Kovacs	(19)	V Gordon
9	19	D Gallop	(13)	N Dornan	(32)	V Campbelltown
10	47	N Dornan	(32)	A Clements	(20*)	V Campbelltown



THIRD GRADE REPORT

1991/2 was an enjoyable and reasonably successful year for third grade. With only an ounce of luck it could have been all the more successful. Uni ultimately finished an outright win outside the final four. Of the six sides who finished ahead of us only one actually defeated us during the year. Unfortunately, our chances of making the finals had disappeared when we went 5 games in mid-season without a win - 3 wash-outs against teams below us on the ladder, 1 draw and a disappointing loss on a wet track to that other University.

Nevertheless, overall it was a successful season with a lot of potential and promise shown. However, next season we must make sure this potential is translated into results. There are a number of areas where we can improve, most notably the consistency of our fielding. At times the fielding was brilliant with Brad Schirmer, Steve Norbury, Ben Calver and Sasha Fleming particularly impressive. However, on too many occasions the team's performance in the field was lacking in discipline and enthusiasm. Similarly, a lack of application by the batsmen at crucial times also let us down.

However, despite the above sledges, Uni was an ultra-competitive outfit with all players making significant contributions during the season - except for Chappo who did not get a bowl.

Probably the highlights of the year were great wins over Manly and Randwick. Randwick were the premiers and had not been beaten in a season and a half when we defeated them in a close game. This game will go down in Uni folklore for Rob McLachlan's efforts - 7 stitches in his jaw in the dressing room after being hit by a bounce and then a return to the crease to score a great 50 including a six over fine leg. Also to go down in Uni folklore is the game against Campbelltown where 3 Uni players were physically ill on the field!

As always, a feature of the season was the outstanding spirit in the side. In this respect the contribution to drinking, porking and cricket theories - among other theories - by such notables as Mark Lollback and Steve "Marriage-theories" Norbury was prodigious. Indeed, the 3rd grade dressing room provided some rather bizarre theories with all players contributing in this important aspect of the game.

Finally, I would like to say thank you to everyone who played during the year for their assistance and support (and occasional sledge). In this respect special thanks to Chappo and Chen, who come close to veteran-status and provided valuable experience in a very young side. Next year Chappo may even get a bowl!

THIRD GRADE BATTING STATISTICS

<u>Name</u>	<u>Matches</u>	<u>H.S.</u>	<u>Agg.</u>	<u>Ave.</u>
S. Fleming	14	90	417	29.8
C. Chapman	10	79	360	32.73
P. Toner	8	97	294	36.75
B. Schirmer	10	103*	293	29.3
M. Haywood	4	82	219	54.75
M. Lollback	9	56	186	18.6
W. Cutler	13	134	165	20.6
A. Fleming	14	31	141	10.8
M. Carmichael	3	65*	116	58.0
R. McLachlan	4	51	116	29.0
N. Prattent	3	36	94	31.3
S. Norbury	7	51*	86	14.3
T. Grosser	6	49*	72	12.0
A. Brockhurst	10	20*	55	11.7
A. Elliot	1	22*	28	28.0
B. Calver	13	8	22	5.5
D. Jebb	2	14	17	8.5
J. Short	1	13	13	13.0
N. Dornan	10	3*	5	5.0
D. Little	3	3*	5	5.0
D. Gainsford	2	3	4	2.0
J. Lupton	2	3	3	3.0
A. Shaw	2	1	2	1.0
M. Kovacs	1	1	1	1.0

THIRD GRADE BOWLING STATISTICS

<u>Name</u>	<u>Overs</u>	<u>Maidens</u>	<u>Wickets</u>	<u>Runs</u>	<u>Aug.</u>	<u>Best</u>
A. Fleming	140	40	24	390	16.25	6.35
B. Calver	160	46	18	445	24.7	3.27
W. Cutler	147	24	16	482	30.1	4.50
M. Lollback	59	9	9	194	21.6	5.86
S. Fleming	74	11	9	241	26.8	2.19
N. Dornan	93	14	7	252	36.0	3.38
M. Haywood	32	4	6	105	17.5	2.31
A. Shaw	25	1	4	94	23.5	4.65
D. Gainsford	81	24	4	246	61.5	3.81
J. Lupton	24	5	3	64	21.3	2.22
B. Schirmer	9	-	2	33	16.5	2.31
A. Elliot	9	0	1	30	30.0	1.23
J. Short	6	0	0	30	-	0.30

THIRD GRADE SUMMARY OF MATCHES

1. Uni of NSW	8 dec 119	d	Parramatta	114 & 9-100
2. Penrith	4 dec 241	d	Uni of NSW	228
3. Uni of NSW	5 - 262	d	Mosman	7 dec 242
4. Uni of NSW	7 - 258	d	St George	162
5. Campbelltown	209	d	Uni of NSW	9-204
6. Uni of NSW	6 dec 297	d	Manly	259
7. Uni of NSW	v Fairfield	-	no result (wash out)	
8. Uni of NSW	8 - 242	-	no result	
			Northern Districts	
			(wash out)	
9. Uni of NSW	7 - 44		no result v Bankstown 131	
			(wash out)	
10. Sydney Uni	4 dec 103			
	and 8-114	d	Uni of NSW	101 & 152
11. Uni of NSW	8 - 216	draw with	Gordon	248
12. Uni of NSW	6 - 201	d	Randwick	7 - 200
13. Uni of NSW	4 - 190	d	Petersham	5 - 189
14. Balmain	9 - 249	d	Uni of NSW	184
15. Uni of NSW	9 - 266	d	Wests	158
Overall 15 games, 7 wins, 4 losses, 1 draw, 3 no-results				

4TH GRADE REPORT

If you play a fifteen game season, and only lose three games then you would expect to be at the top of the point score. However to only lose three games and not make the final four is almost incredulous.

After 6 games we had 2 wins, a tie, 2 draws and our first loss. The win against Mosman was a miracle, however to fall to a tie against Penrith, a draw against St George and a loss to Campbelltown were disasters - we blew 15 points after being in an excellent position to win these games. Thus after 6 games we should have been on 30 points instead of 15 points.

Game 7 was a win against Manly despite having 10 players and the worst of the conditions. Games 8 and 10 were basically washed out and no result could be achieved. Game 11 against Gordon was affected again by wet weather and an outfield mysteriously slowed on the Sunday of a long weekend.

After this we flew home winning our last 4 games in good style.

Again a pleasing aspect was the number of good new players who started this year. Several have the talent to play higher grades and certainly will if they train and play to their potential. The experience of Shorty, Lupto and Andrew provided a balance to the side. They were always competitive and I hope this rubs off on the younger players.

Overall a most enjoyable season again the commaderie, joke telling and good humour were excellent. It was again a pleasure to be captain of all players who played this season. I wish everyone all the best for next season.

FOURTH GRADE SUMMARY OF EACH ROUND

1. UNSW 7-275 def Parramatta 260
Hayward 145, Jebb 59, Saunders 6-47 Haywood 2-47.
2. UNSW 258 tied with Penrith 258
Norbury 103 Wheeler 63; Sue 3-9 Lollback 2-59 Lupton
2-72.
3. UNSW 275 Defeated Mosman 9 dcl 273
Norbury 126 Martel 41 Sue 33; Elliott 6-101 Sue 2-52.
4. UNSW 7 for 237 drew with St George 238
Jebb 71, Lollback 67, Sue 46; Elliott 5-70 Lupton 3-52.
5. UNSW 184 drew with Fairfield 2-33
Lollback 75.
6. UNSW 194 lost to Campbelltown 9-198
Jebb 47 Keskoj 42 Mullen 34 Lipton 6-67 Short 2-73.
7. UNSW 9 dcl 263 defeated Manly 176
Jebb 52, Martel 49, Wheeler 42, Urquart 41, Lupton 7-40.
8. UNSW 0-10 drew with Northern Districts 6-189
Sue 2-39 Elliott 2-57.
9. UNSW 190 lost to Sydney Uni 9 dcl 304
Jebb 74 McLauchlan 59 Saunders 3-85 Tumlan 2-49.
10. UNSW v Bankstown
No Play.
11. UNSW 135 lost to Gordon 259
Schirmer 39 Martel 29 Sue 2-59 Short 2-64
12. UNSW 216 defeated Randwick 208
Martel 51 Grosser 49 Short 39 Wick 31
Lupton 3-55 Elliott 3-56
13. UNSW 8-98 defeated Petersham 9-96
Short 3-17, Lupton 2-15 Mullen 2-16.
14. UNSW 220 defeated Balmain 203
Saunders 48, Martel 47, Short 31, Elliott 26
Brockhurst 24* Lupton 6-65 Elliott 2-32.
15. UNSW 241 defeated Western suburbs 7 dcl 237
Norbury 74 Martel 41 & 5-107.
Lupton 2-49 Mullen 2-44 Elliott 2-53
Lupton 2-26 Sue 2-13

FOURTH GRADE BATTING STATISTICS

	G	I	NO	AGG	Av	Has	Dis
Jebb	11	11	1	322	32	74	2
Norbury	4	4	0	316	79	126	6
Martel	14	13	0	313	24	49	2
Sue	11	11	0	224	18.7	46	2
Lollback	4	4	0	184	46	75	2
Elliot	13	12	2	151	15.1	26	4
Haywood	1	1	0	145	145	145	1
Wheeler	8	8	0	135	17	63	2
Short	13	11	0	131	11.9	39	3
McLachlan	6	6	2	106	26.5	59	1
Mullen	11	11	0	105	9.5	34	6
Saunders	12	9	2	104	14.9	48	8
R. Wickresema	5	5	1	85	21.25	31	4
T. Grosser	1	1	0	49	49	49	-
S. Schiamer	3	3	0	46	15.3	36	1
Kesby	2	2	0	45	22.5	42	-
Urghart	1	1	1	41	41	41	2
Brockhurst	2	2	1	36	36	24*	3
Little	10	7	3	22	5.5	9	12-6 3-5
Lupton	9	9	4	20	4	6*	2
M. Carmichael	1	1	0	20	20	20	
Quinlan	1	1	0	8	8	8	
Lupton	9	9	4	20	4	6*	2
Taylor	2	1	0	1	1	1	1
Christie	1	1	0	0	0	0	
Lynch	1	1	0	0	0	0	
Dornan	1	1	0	0	0	0	

FOURTH GRADE - PARTNERSHIPS

1st	121	Sydney Uni	McLachlan	59	Jebb	74
2nd	106	St George	Jebb	71	Lollback	67
3rd	68	Manly	Sue	35	Wheeler	42
4th	44	Westn Sub	Sue	27	Wickresema	15
5th	76	Balmain	Short	31	Martel	47
6th	148	Penrith	Wheeler	63	Norbury	103
7th	89*	Parramatta	Haywood	145	Elliott	72
8th	39	Mosman	Norbury	126	Elliott	9
9th	22	Balmain	Lupton	3	Saunders	48
10th	82	Mosman	Norbury	126	Saunders	15*

Good Performances

Batting

Haywood	145	v	Parramatta			
Norbury	126	v	Mosman	103	v	Penrith 74 v West Sub
Lollback	75	v	Fairfield	67	v	St George
Jebb	74	v	Sydney Uni	71	v	St George
	59	v	Parramatta	52	v	Manly
Wheeler	63	v	Penrith			
McLachlan	59	v	Sydney Uni			
Martel	51	v	Randwick			

Bowling

Lupton	7- 40	v	Manly	6-67	v	Campbelltown
	6- 65	v	Balmain			
Saunders	6- 47	v	Parramatta			
Elliott	6-101	v	Mosman	5-70	v	St George

FOURTH GRADE BOWLING STATISTICS

	O	M	W	R	Av
Lupton	177	45	34	451	13.26
Elliott	199	47	23	615	26.74
Sue	106.4	18	16	383	23.93
Short	180	38	14	574	41.00
Saunders	144	34	11	434	39.45
Mullins	51	10	5	143	28.6
Quinlan	20	6	2	44	22
Haywood	18	5	2	47	23.5
Taylor	17	3	2	60	30
Lollback	22	6	2	78	39
Grosser	24	6	1	67	67
Christie	1 2	1	1	1	1
Dornan	3	0	0	7	-
Jebb	3	0	0	14	-
Norbury	1	0	0	3	-
Martel	1	0	0	2	-
Wick	1	1	0	0	-
Brockhurst	1	1	0	0	-

FIFTH GRADE REPORT

In a season where the opposition only managed to score more than 200 runs in an innings on three occasions, it was extremely disappointing to finish the 6th. However the inability of our batting to either set or chase targets in limited over games was the primary reason for us missing the semi-finals.

Up to Christmas we had 5 wins 1 loss and 2 wash outs and were well placed, however 3 losses and 1 wash out immediately after Christmas saw our aspirations for the season extinguished. It should be noted that we only lost one 2 day game (where we were sent in on a wet one), the inability our inexperienced batsmen had in combining the ability to build an innings whilst keeping the run rate moving in one day games being our major downfall.

Our fielding was often considerably inferior to that of our opponents with the large number of drop catches contributing to our downfall when defending small totals. This in part was attributable to the fact that we played a large portion of the season without a recognised wicketkeeper. Paul Urquhart and Rob Anderson were exceptions to the poor quality fielding witnessed this year.

A highlight of the season was the 188 run opening partnership between Rob McLaughlan and Clayton Jones against Manly, well done.

With respect to individual batting performances, Bruce Christie was consistently able to gain starts only to often throw away his innings with a rush of blood to the head. Bruce must learn to consolidate his starts.

Clayton Jones played a number of important innings which held the side together on occasions and provided a fine example to the younger members of the side on constructing an innings even when not in the best of touch.

Paul Urquhart struggled early in the season but as it progressed his batting developed considerably to the point where I believe he should look forward towards playing a higher grade next season, provided he can overcome his weakness against slow bowling.

On the bowling front Greg Robinson was his usual consistent self bowling a mixture of medium pace and well flighted deliveries. Jason Finlay and Lachlan Taylor both displayed considerable promise, but they must learn to bowl a more consistent line and length if they wish to succeed to play at a higher level more commensurate with their talents.

Overall I thoroughly enjoyed the season and the considerable comradery that developed within the team during the season, especially the banter that occurred between those who chose to graduate prior to the nineties and those still unsure of

graduating.

Hopefully all members of the team gained something from the season

Finally thanks to all the players who played in 5th's during the season, in particular mention must be made of Wally Reynolds who started the year as Captain only to be transferred after 4 wins from as many games. With emphasis on practice next year I am sure that the consistency that was missing this year will be found and a more successful season will be the result.

Best of luck for the coming year.

David Quinlin

Summary of Games

1	UNSW	109 & 135	defeated	Parramatta	64 & 1/54
2	UNSW	90 & 6/169	defeated	Penrith	141 & 4/114
3	UNSW	3/166	defeated	Mosman	153 & 2/95
4	UNSW	8/296	defeated	St George	8/271
5		No Play			
6	UNSW	147	lost	Campbelltown	5/233
7	UNSW	5/233	defeated	Manly	166 & 3/116
8	UNSW	0/19	drew	Northern Dist	233
9		No Play			
10	UNSW	122 & 3/116	lost	Sydney Uni	5/124
11	UNSW	209	lost	Gordon	8/236
12	UNSW	188	lost	Randwick	2/190
13	UNSW	6/177	defeated	Petersham	119
14	UNSW	123	lost	Balmain	205
15	UNSW	139	defeated	Western Sub	139

Batting Stats 5th Grade 1991-92

Name	Innings	N.O.	Runs	High Score	Ave	C/S
R. McLaughlan	2	0	111	95	55.5	2
M. Mullin	2	1	32	30	32.0	
D. Kesby	1	0	31	31	31.0	
W. Reynolds	5	2	93	31	31.0	2
L. Grey	5	1	117	57 *	29.3	4
B. Christie	13	2	315	61	28.6	4
C. Jones	10	1	227	81	25.2	1
D. Allen	7	2	119	50 *	23.8	
M. Sanders	4	0	93	52	23.3	8/1
P. Urquhart	14	1	298	57	22.9	3
A. Wheeler	4	0	80	35	20.0	
S. Schirmer	11	1	164	59	16.4	6/1
D. Quinlin	11	2	143	32	15.9	3
W. Petersen	1	0	15	15	15.0	
R. Wickremsena	2	0	26	26	13.0	
L. Taylor	8	0	100	33	12.5	1
R. Anderson	5	0	60	24	12.0	
D. Little	2	1	11	10	11.0	3
D. Singer	8	0	77	26	9.6	
A. Johnson	1	0	9	9	9.0	
G. Robinson	8	1	50	25	7.1	2
M. Gregg	5	1	25	10	6.3	
J. Finlay	6	5	6	4 *	6.0	3
J. Lupton	1	0	5	5	5.0	
W. Saunders	1	0	4	4	4.0	
M. Carmichael	1	1	64	64 *		

Best Batting Performances

R. McLaughlan	95	V	Manly
C. Jones	81	V	Manly
B. Christie	59	V	Randwick
	61	V	Western Suburbs
M. Carmichael	55 *	V	Petersham
S. Schirmer	64 *	V	Mosman
L. Grey	59	V	Penrith
P. Urquhart	57 *	V	St George
M. Sanders	57	V	Gordon
D. Allen	52	V	Western Suburbs
	50 *	V	Mosman

Partnerships (Highest and 50 plus)

1	188 C. Jones (81)	R. McLaughlan (95)	V Manly
	68 P. Urquhart (30)	C. Jones (58)	V Randwick
	59 S. Schirmer (59)	R. Wickremasena (29)	V Penrith
	51 D. Quinlin (32)	S. Schirmer (44)	V St George
2	52 D. Quinlin (22)	M. Carmichael (64*)	V Mosman
3	57 C. Jones (45)	A. Wheeler (35)	V Petersham
	56 P. Urquhart (47)	A. Wheeler (33)	V Balmain
4	77 M. Carmichael (64*)	D. Allen (50*)	V Mosman
	59 B. Christie (44)	W. Reynolds (28)	V Parramatta
	50 P. Urquhart (17)	B. Christie (37)	V St George
5	44 C. Jones (58)	L. Taylor (33)	V Randwick
6	45 D. Quinlin (24)	D. Singer (26)	V Penrith
7	75 B. Christie (61)	M. Sanders (52)	V Western Sub
	51 R. Anderson (24)	L. Grey (35)	V Gordon
8	44 W. Reynolds (14)	L. Grey (57*)	V St George
9	43 L. Grey (57*)	M. Gregg (10*)	V St George
10	13 D. Quinlin (17*)	M. Gregg (7)	V Campbelltown

Bowling Stats 5th Grade 1991-92

Name	Overs	Maidens	Runs	Wickets	Ave	S W.I.
J. Finlay	127	31	326	18	18.1	-
D. Quinlin	235	72	579	30	19.3	1
G. Robinson	223	84	498	24	20.8	-
L. Taylor	95	23	248	8	31.0	-
L. Grey	65	14	170	5	34.0	-
M. Gregg	79	13	261	7	37.3	1
J. Lupton	51	21	126	11	11.5	1
B. Christie	14	5	29	2	14.5	-
M. Mullin	17	5	34	2	17.0	-
W. Saunders	6	1	26	1	26.0	-
W. Petersen	15	2	37	1	37.0	-
D. Allen	15	4	67	-	-	-
M. Sanders	1	1	0	1	0.0	-
C. Jones	3	2	4	-	-	-
S. Schirmer	1	-	6	-	-	-
P. Urquhart	1	-	4	-	-	-

Best Bowling Performances

J. Lupton	6-29	V	Parramatta
	4-74	V	Mosman
D. Quinlin	5-25	V	Petersham
	4-67	V	Penrith
M. Gregg	5-43	V	Northern Districts
C. Robinson	4-37	V	Western Suburbs
	4-84	V	Gordon
J. Finlay	4-22	V	Penrith

SIXTH GRADE REPORT 1991/92

After the disappointment of being the bridesmaids in all three events we were determined to go one better this season. To make things more competitive it was decided that sixths go up from third grade to second grade in the Moore Park competition. This was welcomed by us as with the inclusion of Randwick DCC Sixths. There is now three grade teams represented at Moore Park and all in the same grade.

After four rounds we find ourselves sitting in third position with two wins and a draw. We welcome the many new faces and some not so young. By the halfway point we had slipped to fourth, a position we held till two rounds to go. The competition was so tight that we could have slipped out of the semis into fifth or been minor premiers. However with one outright win and a first innings loss we finished third and looked forward to the semis.

Our confidence was soon lost as we buckled to some good bowling and bad luck to collapse in our first innings to be all out for 150, no need for any declarations this time. The task of dismissing our opponents was made harder by terrible dropped chances and displays of the umpires that missed out on grade duties. This was a team we had beaten once and they had beaten us with generally two wickets in it, the result was not a true indication of our ability.

On the brighter side our Sevenths went on with the task to be both Minor Premiers and to win their Grand Final in style. Two of our players represented Moore Park in the Under 21's cup, congratulations to Andrew Johnson and Greg Gering. We finished third in the Club Championship, a shade behind Randwick CYM and Coastal. It was also pleasing to finish ahead of both Randwick DCC (fifth) and Sydney Uni. (Sixth/Seventh)

Other highlights include:

The contribution from Ms Zoe Conoplia, who took 10 wickets, which included an ex 2nd Grade Randwick DCC opening bat, a best of 4/39 on a flat DP South. She now holds the record for wickets, catches and runs scored by a female in the Moore Park/NSWCCA.

Mike Gregg with a hat-trick against Sydney Uni., all bowled (Moore Park 28).

Century to Tim Croft, more known for his bowling. Consistent good batting from Gary Hill, who is arguably the best fielder in our club's lower four grades.

Debutants Andrew Jones, Andrew Johnson and Dan Culhane all showed great promise for the club next season with talent, dedication and enthusiasm.

"Deadly" Dave Sullivan toiled hard and showed enormous improvement towards the end of the season and should shine next season.

The most pleasing aspect this season was the attendance and application at training of both the Sixths and Sevenths. However there is a lot of improvement needed in their observation of the club's social events.

Finally I would like to thank the players who put in an excellent effort this season, who have again represented our club in the best tradition. Best wishes to Tim Croft who I hope will take over from me as Captain of Sixths next season. It has been an excellent challenge, but an experience worth all the hard work over the last 6 years.

Regards

Mick F... Phillips

PLAYER	CATCHES	BATTING				BOWLING					
		RUNS	AVER	N.O.	H.S.	OVE	MAID	WICK	RUNS	AVE	BEST
ALLEN. D	0	10	10	0	10	6	2	1	16	16	1/16
ANDERSON. R	5	278	34.7	2	65*	8	2	0	39	XX	0/39
BELL. D	1	11	5.5	0	8	13	3	2	37	18.5	2/37
CAMPBELL. S	0	1	1	0	1	6	0	2	49	25.5	1/20
CARMICHAEL. J	1	42	8.4	0	17	79	8	10	311	31.1	4/39
CONOPLIA. Z	2	11	1.9	2	4*	61	12	8	142	17.8	2/24
CROFT. T	2	300	27.2	2	100*	30	10	4	63	15.8	2/13
CULLHANE. D	0	57	19	1	26	14	4	2	36	18	2/36
FERGUSON. G	2	53	13.2	0	29	10	1	2	37	18.5	3/37
FINLAY. J	0	DNB				57	14	10	162	16.2	4/57
GERING. G	1	1	1	0	1	12	1	4	34	8.5	4/34
GREGG. M	2	27	9	2	11	2	0	2	5	2.5	2/5
GREY. L	1	40	40	0	40	1	0	0	9	XX	0/9
HILL. G	6	191	47.7	3	59	5	1	1	19	19	1/17
JOHNSON. A	4	251	27.8	1	54	13	2	2	48	24	2/29
JONES. C	1	132	33	0	59	6	1	0	27	XX	0/27
JONES. A	0	61	20	0	31	9	1	2	41	20.5	1/41
KESBY. D	0	207	207	1	152*						
LINDSAY. A	0	14	7	0	13						
LITTLE. D	0	16	8	0	16						
LOWE. A	0	100	33.3	0	81						
LYNCH. T	1	16	16	0	16						
MCLACHLAN. R	2	37	37	1	37	8	1	1	37	37	1/37
NACARD. M	2	2	2	0	2	9	0	2	32	16	2/32
PETERSON. W	0	19	9.5	0	14	25	2	1	90	90	1/64
PHILLIPS. M	8	41	5.1	1	23*	159	23	23	662	28.8	5/76
QUINCE. J	1	5	2.5	0	3	1	0	1	3	3	1/3
RAJU. S	1	64	64	1	58						
SANDERS	0	0	0	0	0	3	0	1	12	12	1/12
SCHIRMER. S	0	10	10	0	10						
SENDALL. G	0	136	45.3	1	79	11	1	2	63	31.5	2/15
SINGER. D	1	47	23.5	0	35						
SIVAREME. R	0	1	1	0	1						
SULLIVAN. D	3	6	6	5	2	83	15	7	291	41.6	2/16
TAYLOR. L	0	48	16	0	25	11	1	3	55	18.3	3/27
URQUART. P	1	DNB									
WICKER. A. R.	7	151	25	1	51						
WUNCH. A	1	1	1	1	1*	23	8	2	49	24.5	2/21

KEY * Not Out
DNB Did Not Bat
XX Did Not Take A Wicket

P.G. REPORT 1991-2

The 1991-92 season won't go down as one of the best P.G. years. The games that we won we won well, and the games we lost, we basically got flogged.

We started the season off with a very ordinary batting effort against Sutherland, only managing 150. Obviously our bowlers didn't have a great deal to howl at therefore Sutherland won easily.

Our second game against Fairfield was our tightest. We got the 2 runs needed off the last ball and we were also 9 down.

Wash-outs against Randwick and Waverley didn't help us much either in rounds 3 and 5.

Round 4, we travelled out to Barr Turn territory of Campbelltown. We batted first and got a good total, then outclassed Campbelltown in the field, and won easily.

The game against Bankstown will have to go down as the all time 'Shocker'. At the toss of the coin we had 8 players (TRAFF and BC were missing as they went looking for the other missing player Mr Barr Turn, who had lost the plot and went to Jensen instead of Bankstown oval). The wicket was very wet and we just happened to win the toss, we had no choice but to bat. We were all out for 123 Bankstown got the runs easily, although D. Gainsford managed to score a bloke that refused to wear a helmet.

The last game was against Petersham on that superb batting wicket. We batted for about 15 overs before we were once again washed out.

Some of the better performers for the season were as follows:-

- | | | |
|------------------------------|---|--|
| <u>B. Calver</u> | - | Huge 6 against Fairfield and his 21 overs 3/74 also against Fairfield. |
| <u>M. Hayward</u> | - | 53 out of 150 against Sutherland. |
| <u>M. Mullen</u> | - | Top effort in scoring 54 against Campbelltown. |
| <u>J. Horley/D. Trafford</u> | - | Would rather go to Bowral in the medium pace challenge, than play P.G's. |

BATTING

NAME	INNS	NOT OUTS	RUNS	AVE
Matt Hayward	5	-	188	37.60
Jason Young	5	-	109	21.80
Mark Mullens	3	-	79	26.30
David Trafford	4	2	66	33.00
Wayne Cutler	5	-	48	9.30
Ben Calver	4	1	40	13.30
Paul Urquhardt	2	-	39	19.50
Mark Lollback	4	-	37	9.10
Darren Sue	4	-	31	7.3
David Gainsford	3	2	26	26.00
Jon Horley	2	-	21	10.1
Adam Brockhurst	3	-	19	6.1
Sasha Fleming	3	-	9	3.0
Warren Saunders	1	-	0	0.00
David Singer	1	-	0	0.00

ROWLING

Name	Overs	Maidens	Wickets	Runs
Wayne Cutler	22.3	7	6	76
Ave	12.66			
David Gainsford	21	3	5	77
Ave	15.40			
David Trafford	47	12	6	121
Ave	20.16			
Matt Haywood	31	6	4	85
Ave	21.25			
Ben Calver	48	9	5	165
Ave	33.00			
Jon Horley	16.4	1	1	50
Ave	50.00			

CATCHES

Name	No.
Adam Brockhurst	9
Jason Young	1
Wayne Cutler	1
Sasha Fleming	1
Mark Lollback	1
David Trafford	1
Mark Mullens	1
David Gainsford	1

UNSWCC LADIES REPORT

In this, our third season in the SWCA competition, I think that the UNSW ladies side has matured. In terms of playing experience, we have certainly progressed, and we have picked up some handy cricketers in the process.

Our second season in fourth grade was, in the end, just as successful as our first. We again made the semi-finals, though we failed to meet this hurdle. Individually, Joy excelled and was named SWCA Fourth Grade Cricketer of the Year scoring 621 runs and taking 35 wickets. Congratulations to Joy on gaining this award.

However, Joy was not the only one to produce excellent form throughout the season. Sonia Zeppos, as captain, led by example scoring 253 runs, lending good support to Joy. Sonia and Joy were well supported by Tahna Rikard-Bell with 132 runs for the season, and Wendy Newin with 90 runs. In the bowling department, Joy was well supported by Phoebe Wallace with 23 wickets and Tahna with 21 wickets. Wendy again had a fine season behind the stumps with 10 catches.

Many of our players displayed improved form throughout the season, with personal bests being recorded by first year and more senior players alike. We gained a number of all-round players in Phoebe and Pam and look to them for continuing improvement in 1992-93.

I'm sure that everyone in the club will join me in wishing Joy all the best as she leaves us to further her cricket career. Thanks to all for their support of the ladies team in 1991-92. We look forward to a brighter 1992-93 and wish everyone the best of luck for the coming season.

Kathy Ford

Season 1991-92

21 games

8 First innings wins

3 draws


10 First innings losses

BATTING

NAME	M	I	NO	HS	AGG	AVG	C/S
J. Van Ardenne	20	20	4	66*	621	38.81	15
S. Zeppos	19	18	7	56*	263	23.91	5
T. Rikard-Bell	19	15	5	46*	132	13.2	5
W. Newin	20	16	6	17*	90	9	10/-
K.Ford	11	10	1	33	85	9.44	5
P. Wallace	18	11	1	19	62	6.2	1
P. Van Oploo	12	8	2	35*	55	9.17	1
A. Zeppos	15	9	3	20*	49	8.17	1
R. Hing	10	10	1	12*	39	4.33	3
C. Hannah	18	6	-	12	18	3	1
K. Watson	3	2	-	11	13	6.5	1
J. Trethewey	1	1	-	6	6	6	1
R. Middleton	8	2	-	5	6	3	2
C. Hooper	19	7	2	3*	4	0.8	2
J. Feistel	2	2	-	3	3	1.5	-
J. Bunton	2	2	2	1*	1	-	-
K. Soo	8	3	1	1*	1	0.5	-
B. Bennetts	2	2	1	0*	0	0	-
R. Malloy	1	-	-	-	-	-	-
K. Briscoe	1	-	-	-	-	-	-

BOWLING

NAME	O	M	W	AG	AVG
J. Van Ardenne	179	33	35	455	13
P. Wallace	101	15	23	312	13.6
T. Rikard-Bell	122	11	21	451	21.5
P. Van Oploo	53	6	11	184	16.7
K. Ford	13	2	4	55	13.8
S. Zeppos	3.3	-	2	8	4
R. Middleton	15	1	2	79	39.5
J. Feistel	1	-	1	3	3
C. Hannah	11	-	1	84	84



CLUB RECORDS

The following Team Records and Partnership Record apply to the years in the Sydney Grade cricket competition - from and including the seasons 1973-74. For records prior to the 1972-73 season refer to the 1972-73 Annual Report M. & S. competition. The leading run scorers, Leading Wicket Takers and Leading Dismissals include all runs, wickets and dismissals in both the Grade and M.S. Competition for the club. Performances in teams for which not all club members are eligible (Poidevin-Gray and Intervarsity) are not included in the following club records - details can be obtained from past annual reports. A minimum of 250 runs or 15 wickets are required to qualify for batting or bowling records.

Only the initial record maker is identified in the event of tied records.

FIRST GRADE

Highest Score	7/368	vs	Randwick	1991/92
Batting Aggregate	787		J. Robson	1981/82
Batting Average	59.54		J. Robson	1989/90
Record Score	201*		G. Livingstone	1985/86
Bowling Aggregate	55		M. Ray	1980/81
Bowling Average	9.3		G. Lawson	1980/81
Record Figures	8/38		G. Lawson	1979/80
Most Catches	17		M. Ray	1975/76
Wicket Keeper	26/5		M. Back	1986/87
	28/3		M. Back	1991/92

SECOND GRADE

Highest Score	471	vs	Balmain	1978/79
Batting Aggregate	520		M. Watt	1978/79
Batting Average	55.0		D. Coots	1989/90
Record Score	204*		G. Livingstone	1991/92
Bowling Aggregate	50		P. Watkins	1974/75
Bowling Average	12.1		G. Robinson	1977/78
Record Figures	9/18		G. Clark	1984/85
Most Catches	19		P. Trimble	1990/91
Wicket Keeper	27/1		P. Deegan	1977/78

THIRD GRADE

Highest Score	4/342	vs	Mosman	1982/83
Batting Aggregate	625		D. Meagher	1988/89
Batting Average	48.5		F. Robb	1986/87
Record Score	163		D. Coots	1988/89
Bowling Aggregate	41		W. Heth'ton	1980/81
Bowling Average	9.6		A. Clements	1987/88
Record Figures	9/22		J. Bolton	1979/80
Most Catches	15		D. Pratt	1979/80
Wicket Keeper	25/0		D. Cummins	1987/88

CLUB STATISTICS

Leading Club Runscorers

Name	I	NO	HAS	AGG	AVG	50's	100's
J. Martel	387	24	212*	9566	26.4	54	7
A. Taylor	502	45	123	9389	20.5	39	7
J. Robson	287	42	124	7894	32.2	41	6
G. Livingstone	254	26	210*	7157	31.4	40	7
D. Meagher	234	23	154	6287	29.8	36	8
H. Bundy	243	27	151	5921	27.4	32	3
C. Jones	257	17	159	5580	23.2	25	3
A. Epstein	339	46	95	5354	18.3	11	0
C. Chapman	203	0	124	4951	24.4	20	3
J. Baker	169	15	180	4900	30.4	19	8
M. Ray	190	8	105	4368	24.0	26	1
P. Lucas	203	24	129	4285	23.9	20	2
R. Robertson	182	31	115	3991	26.4	16	1
M. Reidy	157	13	118	3813	26.5	21	2
P. Jourdain	200	18	87	3810	20.9	17	-
A. Wijeratne	175	23	114	3551	23.2	20	1
B. Andrews	152	17	97	3332	24.7	17	0
G. Garland	273	85	98	3248	17.3	10	0
S. Livingstone	299	34	103	3172	12.0	7	1
B. Handley	136	18	151*	3093	26.2	11	4
J. Martin	159	10	100*	2888	19.4	13	1
T. Creer	203	15	121	2836	15.1	12	2
P. James	199	22	103	2791	15.8	6	1
M. Clarke	132	14	137*	2742	23.2	11	4
T. Downes	193	12	74*	2708	15.0	6	0
J. Piggott	103	8	166	2676	28.2	13	3
E. Robb	115	14	147	2663	26.4	12	3
J. Sackett	108	22	143*	2645	30.8	10	3
J. Carmichael	151	19	100*	2601	19.8	8	1
G. Holt	105	12	110	2559	27.3	15	3
D. Pratt	130	8	100	2557	21.0	22	1
G. Clark	182	47	121	2487	18.4	3	1
J. Dixon	162	23	106*	2480	17.8	8	1
J. E. Smith	141	9	77*	2475	18.8	9	0
J. Chegwyn	100	4	77	2347	24.4	11	0
P. Clarke	118	20	106*	2234	22.8	7	1
J. Barford	208	38	81	2234	13.1	13	0
J. Dorman	155	14	101*	2180	15.5	6	1
J. Kellaway	86	10	130	2105	27.7	12	3
J. Cutler	118	7	101*	2063	18.6	8	1
G. Cole	122	8	82	2044	17.9	8	1
M. Boyer	67	11	129*	2025	36.1		
S. Campbell	155	42	61	1984	17.6	4	-
P. Trimble	75	11	129	1931	30.2		
P. Scolari	81	10	132	1926	27.1	13	1
H. Hopkins	122	8	102	1875	16.4	4	1
D. Coots	69	5	163	1869	29.2		
D. Wills	87	6	101*	1849	22.8	9	1
L. Darmody	89	15	106*	1842	24.9	10	1
M. Palin	94	13	78*	1813	22.4	8	-
N. Jansson	80	6	103	1775	24.0	9	1
D. Smith	64	8	155*	1738	31.0	9	2


P. Sinclair	66	4	102	1729	27.9		
N. Prattent	91	16	93	1724	22.9	6	-
I. Murray	96	1	91	1717	18.1	6	-
J. Hall	218	9	49	1706	8.2	-	-
M. Watt	84	7	166	1705	22.1	9	2
R. Pym	157	31	47	1702	13.5	-	-
T. Ruddin	78	19	109	1696	28.7	9	2
G. Kirkwood	110	15	89*	1677	17.7	5	2
D. Day	52	11	161*	1650	40.2	13	3
A. Pratt	82	8	77	1646	22.2	5	-
R. Campbell	70	7	99	1619	25.7	6	-
P. Tout	71	9	140*	1614	26.0	6	1
J. Duncan	101	4	63	1606	16.6	3	-
P. Deegan	89	15	102	1586	21.4	5	1
J. Middleton	147	38	48*	1570	14.4	-	-
J. MacFarlane	137	17	62*	1569	13.1	5	-
W. Richardson	98	6	101	1554	16.9	3	1
M. Kilborn	74	8	115	1546	23.4	8	1
M. Hamwood	97	12	87	1542	18.1	4	-
J. McLachlan	64	4	99	1535	25.6	9	-
S. McCoy	76	7	111	1530	22.2	7	2
P. Ward	98	14	100*	1513	18.0	2	1
R. March	100	10	66	1439	16.0	3	-
J. Lange	74	1	128	1391	19.0	3	2
G. Eades	55	2	171	1373	25.9	-	-
A. Dietsch	63	3	92	1302	21.7	8	-
J. Rogers	68	4	106	1268	19.8	4	1
D. Dixon	43	4	109	1257	32.2	4	2
V. Popovich	79	5	98	1249	16.9	4	-
J. Finlay	65	5	78	1243	20.7	5	-
A. Jacobs	76	7	71*	1227	17.8	3	-
J. Healy	46	6	102	1204	30.1	9	1
S. Gibbs	64	7	71	1200	21.1	8	-
G. Watson	78	21	72*	1192	21.7	6	-
K. Madden	51	11	78*	1191	29.8	8	-
R. Warrender	72	5	65	1185	17.4	4	-
A. Thomas	74	13	113	1154	18.9	4	1
W. Pulver	59	4	72	1135	20.6	6	-
G. Sylvester	43	10	126*	1113	33.7	10	2
P. Burnett	61	1	63	1103	18.4	1	-
P. Day	53	6	153*	1099	23.4	3	-
P. Williams	58	-	77	1095	18.9	2	-
M. Ryan	101	8	90	1075	11.6	5	-
S. Keers	36	2	104	1067	31.4	5	1
D. Pocock	70	5	57*	1043	16.0	3	-
N. Perger	66	20	91	1018	22.1	3	-
P. Godber	47	1	101*	1014	22.1	5	1
T. Grosser	43	4	90	1004	25.7	-	-

NAME	O	M	W	R	AVE
G. Garland	2384	442	597	8065	13.5
G. Robinson	3700	904	567	9999	18.1
J. Middleton	2062	391	475	6571	13.8
P. Schofield	1437	221	445	5528	12.4
S. Livingstone	1435	99	407	7081	17.4J.
R. Merrell	2124	305	373	7348	19.7
G. Clark	2394	557	327	6390	19.5
J. Dixon	3082.1	821	322	7784	24.1J.
K. Schofield	727	102	175	2685	43.9
J. Baker	1433	323	156	4354	27.9
A. White	1497.1	425	141	3924	27.8
J. Robson	1617	527	147	3529	24.0
R. Pym	2010	307	290	6908	23.8
T. Smith	790	220	102	2417	23.7
M. Ryan	2000	466	239	5605	23.5
M. Hoy	1000	226	121	2747	22.7
S. De Bello	1025	199	137	3069	22.4
M. Gregg	1327	294	134	2986	22.3
S. Campbell	1800	239	280	6228	22.2
M. Hamwood	1803	907	220	4865	22.1
J. Ingleson	1940	448	267	5732	21.5
G. Kirkwood	1128	229	167	3570	21.4
S. Van der Sluys	740	129	125	2614	20.9
R. Warrender	432	54	107	2225	20.8
J. Sands	1256	336	155	3078	19.9
J. Beard	555	62	124	2454	19.8
P. Grattan-Smith	1955	480	283	5555	19.6
S. Price	1187	254	178	3420	19.2
M. Perger	1148	270	174	3304	19.0
G. Watson	770	159	127	2407	19.0
D. Clark	439	40	113	2140	18.9
P. Thompson	698	165	102	1925	18.9
P. Watkins	535	76	114	2138	18.8
R. Stark	1425	319	206	3990	18.4
T. Downes	333	28	112	2052	18.3
A. Clements	1678.2	535	201	3668	18.2
J. Pratley	716	82	161	2871	17.8
J. Bolton	643	114	116	2050	17.7
M. Ray	2251	596	341	5963	17.5
G. Lawson	1411.4	370	201	3438	17.1
T. Lowe	852	128	198	3368	17.0
P. Emery	822	149	177	2875	16.2
G. Cole	814	80	208	3349	16.1
D. Bell	774	219	113	1775	15.71
R. Preiss	983	140	204	3207	15.7
A. Turner	1217	218	255	3888	15.2
W. Hetherington	1067	321	204	3085	15.1
D. J. Bell	781	209	118	1780	15.1
R. March	1138	251	194	3497	15.0
R. Bayfield	867	155	200	2690	13.5
R. Ward	781	130	193	2482	12.9
D. Stockley	329	25	114	1433	12.6
B. Docknell	826	122	246	2983	12.1
P. Southwell	362	56	123	1413	11.5

THESE STATISTICS ARE NOT FULLY UPDATED FOR 1991/92

LEADING CLUB DISMISSALS

	C	S	T
J. Barford	233	38	261
C. Barrington	143	69	212
J. Martel	190	2	192
M. MacFarlane	157	25	182
M. Back	145	35	180
A. Epstein	160	8	168
J. Robson	156	-	156
P. Deegan	113	16	129
C. Hanger	102	23	125
R. Robertson	117	8	125
G. Garland	122	-	122
J. Sackett	101	5	106
H. Hopkins	88	18	106
G. Livingstone	105	-	105
M. Ray	105	-	105
A. Taylor	95	-	95
D. Pratt	86	5	91
M. Kovacs	74	11	85
N. Prattent	70	13	83
L. Campbell	59	22	81
J. Dixon	80	-	80
C. Chapman	78	-	78
S. Champbell	75	-	75
D. Meagher	74	-	74
G. Cole	73	-	73
D. Willis	61	10	71
L. Levi	42	29	71
J. Middleton	70	-	70
C. Jones	67	2	69
P. Schoefield	68	-	68
I. Smith	65	3	68
J. Pigott	53	14	67
B. Handley	66	-	66
Glenn Clark	65	-	65
J. O'Brien	54	8	62
R. Lucas	58	4	62
D. Hughes	52	8	60
P. Trimble	59	-	59
P. Jourdain	58	-	58
J. Chegwyn	49	6	55
G. Robb	54	1	55
P. James	53	-	53
A. Dillon	47	4	51




THE UNIVERSITY OF NEW SOUTH WALES CRICKET CLUBAUDITORS REPORT

I report to the Members of the University of New South Wales Cricket Club that I have examined the accounts and records of the Club for the year ended 31 May 1992. My examination included such tests of the Club's records and such other auditing procedures as I considered necessary in the circumstances.

In my opinion, the accounts present fairly the surplus of the club for the year ended 31 May 1992 and the state of affairs of the Club as at 31 May 1992.

J. T. HALL B. Comm AASA



THE UNIVERSITY OF NEW SOUTH WALES CRICKET CLUB

HONORARY TREASURER'S REPORT FOR THE YEAR ENDED 31 MAY 1992

The attached accounts show a surplus of \$2,592 for the year. The result is satisfactory and is sufficient to cover the ongoing costs of the club.

In my opinion, the accounts present fairly the surplus of the Club for the year ended 31 May 1992 and the state of affairs of the Club as at that date.

PETER JOURDAIN
Hon. Treasurer




THE UNIVERSITY OF NEW SOUTH WALES CRICKET CLUB

BALANCE SHEET

AS AT 31 MAY 1992

<u>1991</u>	<u>ASSETS</u>	<u>1992</u>
<u>\$</u>		<u>\$</u>
6,235	Cash at Bank	4,262
14,390	Investments	16,460
5,000	Sam Cracknell Development Fund	5,000
3,800	Stock on Hand	3,900
2,001	Receivables	5,080
<u>31,426</u>		<u>34,702</u>
=====		=====
	 <u>LIABILITIES</u>	
3,777	Annual Dinner	4,065
1,518	Other Creditors	1,914
<u>5,295</u>		<u>5,979</u>
<u>26,131</u>		<u>28,723</u>
=====		=====



THE UNIVERSITY OF NEW SOUTH WALES CRICKET CLUB

STATEMENT OF INCOME AND EXPENDITURE

FOR THE YEAR ENDED 31 MAY 1992

<u>1991</u> <u>\$</u>	<u>INCOME</u>	<u>1992</u> <u>\$</u>
4,260	Subscriptions	4,940
4,000	NSW Cricket Association General grant	4,000
-	NSW Cricket Association Development Grant	8,000
2,739	Interest	2,117
80	Donations	-
<u>11,079</u> <u>=====</u>		<u>19,057</u> <u>=====</u>
	<u>EXPENSES</u>	
-	Contribution to Ben Lexcen Scholarship Fund	620
264	Administration	-
1,466	Loss on Functions	1,878
647	Loss on Trading	1,884
3,880	Sponsorships/Travel Reimbursements	3,000
-	Junior Development/Coaching	5,361
3,091	Training/Match Expenses	3,308
171	Prizes/Trophies	414
<u>9,519</u> <u>-----</u>		<u>16,465</u> <u>-----</u>
1,560	Excess of Income Over Expenditure	2,592
<u>24,571</u> <u>-----</u>	Add Opening Surplus	<u>26,131</u> <u>-----</u>
<u>26,131</u> <u>=====</u>	Net Surplus carried forward	<u>28,723</u> <u>=====</u>



THE UNIVERSITY OF NEW SOUTH WALES CRICKET CLUB

BANK RECONCILIATION

AS AT 31 MAY 1992

	<u>\$</u>
Balance per Bank Statement	4,262
Balance per Cash Book	<u>4,262</u>
Balance per Cash Book 1 June 1991	6,235
Add: Receipts per Cash Book	20,715
Less: Payments per Cash Book	<u>22,688</u>
Balance per Cash Book	<u>4,262</u> =====

