


University of New South Wales

Cricket Club

1976-77 Annual Report



OFFICE BEARERS - 1976-77

PATRON : Prof. R.H. Myers

PRESIDENT : A. Epstein
replaced Y. Marshall
(resigned 17.2.77)

VICE PRESIDENTS :

R.W.D. Robertson	A.J. Taylor	J.P. Barford
I. Moutray	R. St. G. March	J. Rogers
A. Epstein	T.F. Brooks	J. Chapman
F.E. James	J. Martel	J.T. Hall
G. Robertson	A.P. Goodwin	

LIFE MEMBERS :

J.R. Beard	Prof. S.E. Livingstone	Capt. J.C. Morris (Dec)
H.C. Bundy	J. Mck. Middleton	C.H. Barrington
M.J. Reidy	Dr. E.C. Watton	G.M. Garland

HON. SECRETARY: G.E. Mullins

HON. TREASURER: R.W. Merrell

HON. TEAMS SECRETARY: J.D. MacFarlane
(replaced A. Epstein
17.2.77)

HON. AUDITOR : J.T. Hall

MANAGEMENT COMMITTEE:

T.D. Boyce (Ass. Sec)	A.T. McKendry
C.J. Chapman	D. Baird (replaced Y. Marshall 17.2.77)
R.St.G. March	
J. Barford	J. Rogers

COMMITTEE MEETING ATTENDANCE:

	<u>ATTENDED</u>	<u>APOLOGY</u>	<u>TOTAL</u>
Y. Marshall	4	1	5
A. Epstein	10	-	10
R. Merrell	6	4	10
G. Mullins	9	1	10
T. Boyce	8	2	10
A. McKendry	6	4	10
C. Chapman	6	2	8
R. March	8	1	9
J. Barford	6	3	6

COMMITTEE MEETING ATTENDANCE : (cont)

	<u>ATTENDED</u>	<u>APOLOGY</u>	<u>TOTAL</u>
J. MacFarlane	9	-	9
J. Rogers	7	2	9
G. Myers	1	-	1
J. Calcraft	11	-	2
A. Goodwin	2	1	3
G. Garland	4	3	7
P. James	1	-	1
D. Baird	3	-	3

SELECTION COMMITTEE:

R. March	T. Buddin
J. Rogers	J. Barford
P. James	J. MacFarlane
G. Garland	D. Baird
A. Epstein	

BLUES COMMITTEE:

J.B. Martel	R.W.D. Robertson	J. Mck. Middleton
-------------	------------------	-------------------

N.S.W.C.A. DELEGATES:

G.M. Garland	J. Rogers
--------------	-----------

SPORTS ASSOCIATION DELEGATES:

G. Mullins	R. Merrell
------------	------------

PAST OFFICE BEARERS

PRESIDENT:

Major Wilthow	1951-53	Prof. S.E. Livingstonw	1963-64
Prof. A.E. Alexander	1953-57	Dr. E.C. Watton	1964-66
Prof. E.B. Smyth	1957-61	C.H. Barrington	1966-75
Prof. H.J. Oliver	1961-63	Y. Marshall	1975-77
		A. Epstein	1977-

HON SECRETARY:

V. Turner	1951-53	G.M. Garland	1963-65
J. Brooks	1953-54	M.J. Gosling	1965-66
C. Davis	1954	Dr. P.J. Schofield	1966-67
Dr. E.C. Watton	1954-55	J.E. Pratley	1967-69
B. Frawley	1955-56	J.R. Wegner	1969-72
J.R. Beard	1956-58	J.P. Barford	1972-75
R. Warroner	1958-59	R.P. Zabell	1976
M.J. Reidy	1959-60	G.F. Mullins	1976-
C.H. Barrington	1960-62		
D. Lacey	1962-63		

HON. TREASURER:

R. Emerson	1954-56	A. Conomos	1966-67
G. Wilton	1956-57	G.J. Cole	1967-69
W. Dwyer	1957-60	D.W. Wills	1969-70
J. McK. Middleton	1960-61	P.C. Emery	1970-71
J.T. Hall	1961-64	H.W. Hopkins	1971-74
J. Chegwyn	1964-66	R.W. Merrell	1974-

BLUES WINNERS

L.J. Lawrence	K. Daly	R.W.D. Robertson
J. Piggott	J. Chegwyn	G.C. Robinson
D. March	J.N. Healey	J.B. Martel
R.S.J. Levi	R. Warrener	M. Ray
H.C. Bundy	J. Rogers	S. Van der Sluys
P.A. Ward	J. Mck. Middleton	P. Grattan Smith
M.J. Reidy	D.C. Clark	

CAPTAIN JOHN MORRIS FIELDING TROPHY

1958-59	J. Middleton	1968-69	D. Wills
1959-60	R. Werley	1969-70	R.W.D. Robertson
1960-61	D. Lacey	1970-71	R.W.D. Robertson
1961-62	H. Boulton	1971-72	J.B. Martel
1962-63	R. Smith	1972-73	J.B. Martel
1963-64	G. Sylvester	1973-74	D. Pratt
1964-65	J. Middleton	1974-75	I. Smith
1965-66	D. Webster	1975-76	C. Chapman
1966-67	G.J. Cole	1976-77	D. Meagher
1967-68	R.S.J. Levi		

TED DAVIS TROPHY - PLAYER OF THE YEAR

1967-68	G.J. Cole	1972-73	G.M. Garland
1968-69	A.J. Taylor	1973-74	M. Ray
1969-70	G.M. Garland	1974-75	M. Ray
1970-71	G.M. Garland	1975-76	M. Ray
1971-72	P.J. Schofield	1976-77	S. Campbell

SINGLE WICKET COMPETITION

1967-68	H. Herbert
1969-70	D. Wills
1970-71	No result

DOUBLE WICKET COMPETITION

1971-72	D. Wills - J. Howe
1972-73	No Contest
1973-74	No Contest
1975-76	P. Grattan-Smith/G. Lawson

BARR-TURN TROPHY

1968-69	R. Lucas	1973-74	R. Merrell
1969-70	G. Garland	1974-75	J.E. Pym
1970-71	R. Robertson	1975-76	R. Pym
1971-72	P. Larkin	1976-77	P. Grattan-Smith
1972-73	P. Dobell-Brown		

TROPHIES 1976-77

TED DAVIS TROPHY (Player of the year)	S. Campbell
CAPTAIN JOHN (SKIP) SMORRIS TROPHY (Fieldsman of the year)	D. Meagher
CLUB BATTING AGGREGATE	M. Ray
CLUB BATTING AVERAGE	N. Jansson
CLUB BOWLING AGGREGATE	S. Campbell
CLUB BOWLING AVERAGE	N. Perger
BEST ALLROUNDER	M. Ray
BEST UNDER 21 PLAYER	J. Robson
MOST OUTSTANDING PERFORMANCE OF THE SEASON	P. Deegan
MOST OUTSTANDING FINALS PLAYER (First Grade)	J. O'Brien
MOST OUTSTANDING FINALS PLAYER (Fifth Grade)	P. McManis
MOST OUTSTANDING FINALS PLAYER (Poidevin-Gray)	G. Lawson
CLUBMAN OF THE YEAR	A. McKendry
SPECIAL SERVICE AWARDS	J. Ratcliffe A. McMaster
CAPTAIN OF THE YEAR	J. Rogers

REPRESENTATIVE HONOURS

Mark Ray	-	Metropolitan 1st XI ANZ Bank Cup
Greg Watson	-	State Colts Squad Metropolitan 1st XI, 2nd XI ANZ Bank Cup
Chris Chapman	-	ANZ Bank Cup
Jim Robson	-	ANZ Bank Cup
Geoff Lawson	-	NSW Cricket Association XI
Mike Watt	-	NSW Cricket Association XI
Jim Robson	-	NSW Cricket Association XI
Chris Chapman	-	NSW Cricket Association XI
Greg Watson	-	NSW Cricket Association XI
Jim Robson	-	Combined Universities "A & B" Zone
Greg Watson	-	Combined Universities "A & B" Zone
Geoff Lawson	-	Combined Universities "A & B" Zone
Chris Chapman	-	Combined Universities "A & B" Zone

whilst, the following distinguished themselves:

John Rogers	-	"Captain of the Year" - Sydney Morning Herald Award.
Geoff Lawson	-	Richie Beraud Trophy for the most outstanding performer in the Poidevin-Gray competition.

CLUB CERTIFICATES 1976-77

FIRST GRADE

J. Robson	97	Vs	Gordon
M. Ray	81 & 6/49	Vs	Sutherland
P. Grattan-Smith	7/54	Vs	Wests

SECOND GRADE

P. Deegan	102	Vs	ST. George
-----------	-----	----	------------

THIRD GRADE

S. Howard	105	Vs	Mosman
N. Jansson	103	Vs	Petersham
J. Ingleson	7/41	Vs	Manly

FOURTH GRADE

T. Grattan-Smith	112	Vs	Gordon
R. March	8/71 & 4/32	Vs	Waverley

FIFTH GRADE

P. James	103	Vs	Sutherland
J. Cutler	101*	Vs	Bankstown
P. McManis	7/35	Vs	Waverley
	6/44 & 4/	Vs	Cumberland A
N. Perger	6/23 & 4/44	Vs	Mosman

FIFTH GRADE B

S. Hamilton	8/30	Vs	Nth. Dist. B
T. Haymet	7/34	Vs	Balmain
P. Watkins	7/36 & 3/25	Vs	Nth. Sydney
S. Gonski	7/39	Vs	Nth Dist. B
P. Edey	7/47	Vs	Sydney Uni B
N. Perger	HAT TRICK	Vs	Mosman

POIDEVIN-GRAY (Under 21)

G. Lawson	7/42	Vs	Cumberland
-----------	------	----	------------

CLUB HONOURS

MUNICIPAL AND SHIRES COMPETITION

B Division Premiers	1963-64
A Division Premiers	1964-65
Club Champions	1964-65
A Division Premiers	1965-66
Club Champions	1965-66
B Division Premiers	1966-67
Club Champions	1966-67
A Division Premiers	1967-68
B Division Premiers	1967-68
Club Champions	1967-68
Club Champions	1968-69
A Division Premiers	1970-71
Club Champions	1970-71
A Division Premiers	1971-72
Club Champions	1971-72

GRADE COMPETITION

2nd Grade Encouragement Award	1974-75
3rd Grade Encouragement Award	1975-76
1st Grade Premiers	1976-77
Poidevin Gray Premiers	1976-77

INTERVARSITY

Champions	1974-75
-----------	---------

PREMIERSHIP WINNING TEAMS

"B" DIVISION 1963-64 :

H.C. Bundy (Capt.), T.D. Creer (V-Capt.), R.G. Ballantyne, R. Bayfield, D.C. Clark, J. Hollington, I. Lowe, F. Martin, I. Potter, G. Sylvester, R.W. Smith, C. Relton (12th).

"A" DIVISION 1964-65 :

J. Chegwyn (Capt.), J. McK. Middleton (V-Capt.), B.G. Andrews, R.G. Ballantyne, D.C. Clark, K. Daly, G.M. Garland, J. Piggott, M.J. Reidy, G. Sylvester, P.A. Ward.

"A" DIVISION 1965-66 :

J. Chegwyn (Capt.), J. McK. Middleton (V-Capt.), B.G. Andrews, R.G. Ballantyne, H.C. Bundy, D.C. Clark, K. Daly, G.M. Garland, I. Lowe, J. Piggott, M.J. Reidy.

"B" DIVISION 1966-67 :

R.W. Lucas (Capt.), P.J. Schofield (V-Capt.), C.H. Barrington, R. Bayfield, A. Bishop, G.J. Cole, D. Lacey, D. Pocock, A.J. Taylor, A.R. Turner, D.E. Wills.

"A" DIVISION 1967-68 :

H.C. Bundy (Capt.), J.E. Pratley (V-Capt.), B.G. Andrews, R.G. Ballantyne, J.N. Healey, H. Herbert, R.S.J. Levi, I. Lowe, P. J. McEachran, J. McK. Middleton, D.E. Wills, P.C. Emery (12th)

"B" DIVISION 1967-68 :

R.W. Lucas (Capt.), P.J. Schofield (V-Capt.), C.H. Barrington, R. Bayfield, D. Brady, G.J. Cole, J. Piggott, C. Relton, A.J. Taylor, A.R. Turner, P.A. Ward.

"A" DIVISION 1970-71 :

J.E. Pratley (Capt.), G.M. Garland (V-Capt.), G.J. Cole, B.R. Cos, A.E. Dietsch, P.A. Heaney, J.B. Martel, Z. Pirjevec, R.W.D. Robertson, G.G. Robinson, D.G. Smith.

"A" DIVISION 1971-72 :

G.M. Garland (Capt.), A.E. Dietsch (V-Capt.), G.J. Cole, B.R. Cos, P.A. Hoaney, J.B. Martel, G.A.N. Preston, C.A.P. Samerasekera, A.J. Taylor, P. Whalen, D.E. Wills, H.W. Hopkins, R.W.D. Robertson, G.G. Robinson.

PREMIERSHIP WINNING TEAMS (cont)

INTERVARSITY CHAMPIONS 1974-75 :

J. Martel (Capt.), C. Chapman, J. Robson, P. James, J. Barford, S. Tait,
R. March, S. Wiblin, C. Brown, R. Zabell, G. Kirkwood, D. Barbour, M. Ray,
P. Grattan-Smith.

2ND GRADE ENCOURAGEMENT AWARD 1974-75 :

R. Robertson, G. Garland, A. Taylor, P. Burnett, D. Smith, D. Barbour,
P. Watkins, C. Brown, G. Kirkwood, P. Grattan-Smith, A. Jacobs, A. Wijeratne,
P. Noble.

3RD GRADE ENCOURAGEMENT AWARD 1975-76 :

J. Ingleson, C. Kiefel, I. Smith, B. Cox, G. Cole, G. Garland, S. Howard,
J. Burke, M. Bryce, R. Zabell, J. Cutler, T. Haymet.

1ST GRADE 1976-77 :

J. Rogers (Capt.), S. Campbell, C. Chapman, P. Deegan, P. Crattan-Smith,
G. Lawson, G. Livingstone, J. Martel, J. O'Brien, R. Pym, M. Ray, J. Robson,
G. Watson, M. Watt.

POIDEVIN - GRAY 1976-77

J. Robson (Capt.), M. Bryce, J. Carmichael, S. Howard, N. Jansson, P. Jourdain,
G. Kirkwood, G. Lawson, G. Livingstone, D. Meagher, N. Perger, M. Watt.

CLUB MEMBERS 1976-77

Baird D.	Laurence S.	Yee A.
Barford J.	Lawson G.	Zabell R.
Bryce M.	Le Messurier G.	
Burden M.	Le Quesne R.	
Buddin T.	Livingstone S.	
Burgess C.	Livingstone G.	
Burnett P.	Lloyd S.	
Campbell S.	Lockhart S.	
Carmichael J.	McBarron G.	
Chapman C.	McDowell S.	
Clark G.	McKendry A.	
Clarke R.	MacFarlane J.	
Coghlan D.	March R.	
Cose B.	Martel J.	
Cumming S.	Martin A.	
Culter J.	Meagher D.	
Deegan P.	Merrell R.	
East J.	Murray J.	
Epstein T.	O'Brien J.	
Finlay J.	Owen D.	
Flynn S.	Pasher J.	
Gilbert G.	Patterson R.	
Gonski S.	Pergler N.	
Graddon A.	Pratt D.	
Grattan-Smith P.	Pym R.	
Grattan-Smith T.	Ray M.	
Grave M.	Rehmatullar Z.	
Haradasa D.	Richardson W.	
Howard S.	Robsen J.	
Inglesen J.	Rogers W.J.	
Jacksen S.	Rouse J.	
James P.	Schofield K.	
Jansson N.	Smith I.	
Jones C.	Taylor A.	
Jourdain P.	Van Ierschmat E.	
Kelly C.	Watson G.	
Kiefel C.	Watt M.	
Kirkaldy J.	Wijeratne A.	
Kirkwood G.	Williams P.	
Knespal G.	Woodman A.	

PRESIDENT'S REPORT

Ladies and Gentlemen:

The Twenty-Seventh Annual Report and Financial Statement of the University of N.S.W. Cricket Club is hereby presented for your approval and adoption:-

The 1976/77 season was a great success both for the Club and the University - certainly justifying the decision made in 1973 by the N.S.W. Cricket Association to elevate the Club to the Grade Competition. In this, the Club's Silver Jubilee Year, we achieved as well as the 1st Grade Premiership a win in the Poidevin-Gray Shield, truly a remarkable double.

The success of the Club in the Senior District Competition will have great benefits for the Club, University and cricket itself. The results achieved are a tribute to the players and particularly our 1st Grade captain, John Rogers. With an enthusiastic young, relatively unknown, side (7 players under 22 years of age) John has moulded a fine team where all the more notable considering that of the 14 players, only one had previous premiership finals experience. This spirit and success has permeated through the whole Club and has been reflected both on and off the field.

University teams by their very nature give an earlier opportunity for young players to attain the higher grades than would be the case elsewhere.

Our Poidevin-Gray Shield team lead by Jim Robson, emulated the success of the 1st Eleven by convincingly winning the Shield after being so close in past years. With this win the Club now has youth, experience and depth, giving great promise for the future.

To Jim and all the team - congratulations on a fine win!

Special mention should be made of the fine assistance and encouragement given the Club by the University through our Patron, the Vice Chancellor Prof. R. Myers; Sports Association, Student Amenities and the ground staff for all their help - much gratitude.

Second and Third Grades finished 6th and 9th respectively, and with some luck both could have made the semi-finals, however, they provided the necessary back-up and support for the 1st Eleven. Terry Buddin, our Second Grade Captain, has had a remarkable record in only losing two matches in one and a half seasons as captain. A strong and successful reserve side and Terry's captaincy provided that additional impetus and lift for the 1st Eleven's premiership success.

The 4ths were a trifle disappointing, yet only beaten in five matches, did not gain sufficient wins to be a contender for semi-final berth. They had some outstanding performances but all too often did not play up to their potential.

Following last year's success of being the first University side to reach the semi-finals, Peter James once again lead the 5ths to the semi-final and through to the final. Unfortunately, Bankstown-Canterbury proved to be too strong on the day and the elusive premiership did not come. Under Peter the 5th have been amazingly consistent and should ultimately be rewarded.

PRESIDENT'S REPORT (cont)

Our second 5th Grade side, lead by Geoff Mullins, came within a whisker of making the semi-finals, however, being at the extreme end of the selection scramble meant a large turn-over of players, despite these problems their result is very commendable.

The C & S this year was altered from past years by having an informal collection of games played on Sundays to enable a wider range of players taking part. This method proved successful, giving additional match cricket to all players.

The Annual Dinner, held at the High Club, proved to be the social highlight of the season, with well over 100 people attending. Our guest of honour was Mr. Fred Daly, retired Federal Cabinet Minister, and 32 years member of the House of Representatives. I would like to thank the management of the High Club and Cricket Club members who assisted in making this event such a success and enjoyable evening for all who attended. Socially, the Club had by far the best season with many more functions and greater attendance. Obviously, the results obtained on the field were carried through to off field functions.

The Club's management committee functioned smoothly and effectively, being one of the best committees that I have been associated with.

The modified financial arrangement of the Club has greatly improved the running and planning of the club's activities. The acquisition of the heavy roller during the season was a great benefit to both the Club and University. We are indebted to our Patron, Vice Chancellor Prof. R. Myers, for his assistance in obtaining the roller. It is believed that the Cricket Club's contribution to the purchase of the Heavy Roller is the largest such contribution to it's own sport within the University.

Many people gave of their time and energy to make this year a milestone (kilometre stone) in the history of the Club - truly a Jubilee year. To all many thanks. I would like to acknowledge the efforts of Jill Ratcliffe, Andrew McMaster and Allan Goodwin for their particular help and support throughout the whole year.

We now look forward to the 1977-78 season with confidence, knowing that what once seemed the impossible, is possible. The achievements of the past year are but a small forerunner of things to come.

Anthony Epstein,
PRESIDENT

NEW SOUTH WALES CRICKET ASSOCIATION

COMPETITION WINNERS

1976-77

1st Grade Premiers	"Belvidere" Cup	- University N.S.W.C.C.
Minor Premiers		- Petersham-Marrickville D.C.C.
2nd Grade Premiers	"Albert" Cup	- North Sydney D.C.C.
Minor Premiers		- Manly-Warringah D.C.C.
3rd Grade Premiers	" Mitchell" Cup	- Petersham-Marrickville D.C.C.
Minor Premiers		- Western Suburbs D.C.C.
4th Grade Premiers	"Reid" Cup	- Sydney University C.C.
Minor Premiers		- Bankstown-Canterbury D.C.C.
5th Grade Premiers		- Bankstown-Canterbury D.C.C.
Minor Premiers		- Central Cumberland "B"
Poidevin-Gray Shield		- University N.S.W.C.C.
A.W. Green Shield		- Waverley D.C.C.
A.N.Z. Bank Cup		- Country Northern

CLUB CHAMPIONSHIP

	<u>Points</u>
1. Manly-Warringah	960
2. Mosman-Middle Harbour	936
3. Central-Cumberland	882
4. UNIVERSITY N.S.W.	876
5. Northern District	872
6. Petersham-Marrickville	866
7. Bankstown-Canterbury	810
8. St. George	768
9. Balmain	750
10. Waverley	728
11. North Sydney	726
12. Western Suburbs	724
13. Randwick	688
14. Sutherland	634
15. Sydney University	622
16. Gordon	608
17. Nepean	588
18. Sydney	568

Note: No encouragement awards were granted this season

NEW SOUTH WALES CRICKET ASSOCIATION

FINAL POINTS TABLES

1976-77

<u>FIRST GRADE</u>	<u>Points</u>
1. UNIVERSITY N.S.W.	64
2. Petersham-Marrickville	68
3. St. George	52
4. Bankstown-Canterbury	46
5. Mosman-Middle Harbour	52
5. Northern District	52
7. Balmain	42
7. Manly-Warringah	42
7. Nepean	42
7. Waverley	42
11. Central Cumberland	40
12. Gordon	39
13. North Sydney	36
14. Sydney University	34
14. Western Suburbs	34
16. Randwick	27
17. Sutherland	24
17. Sydney	24

SECOND GRADE

1. North Sydney	72
2. Manly-Warringah	84
3. Balmain	54
4. Sutherland	44
5. Mosman-Middle Harbour	54
5. UNIVERSITY N.S.W.	54
7. Central Cumberland	46
7. Western Suburbs	46
9. Northern Districts	42
10. St. George	40
10. Waverley	40
12. Randwick	36
13. Bankstown-Canterbury	30
13. Nepean	30
13. Petersham-Marrickville	30
13. Sydney	30
17. Sydney University	18
18. Gordon	12

THIRD GRADE

1.	Petersham-Marrickville	68			
2.	Randwick	61			
3.	Central Cumberland	64			
4.	Western Suburbs	59			
5.	Northern District	56	12.	Sydney	36
6.	Manly-Warringah	54	12.	Waverley	36
7.	Bankstown-Canterbury	48	14.	St. George	34
8.	Gordon	44	14.	Sydney University	34
8.	Sutherland	44	16.	Balmain	30
10.	Mosman-Middle Harbour	42	17.	North Sydney	24
10.	UNIVERSITY N.S.W.	42	18.	Nepean	18

FOURTH GRADE

1.	Sydney University	80			
2.	Central-Cumberland	62			
3.	Bankstown-Canterbury	70			
4.	Mosman-Middle Harbour	62			
5.	Gordon	46	12.	Randwick	34
6.	Waverley	44	13.	Sutherland	28
7.	Northern District	42	14.	Manly-Warringah	24
8.	St. George	40	15.	North Sydney	18
8.	Sydney	40	15.	UNIVERSITY N.S.W.	18
10.	Nepean	38	15.	Western Suburbs	18
11.	Balmain	36	18.	Petersham-Marr.	12

FIFTH GRADE

1.	Bankstown-Canterbury	70			
2.	University NSW "A"	72			
3.	Central-Cumberland "B"	74			
4.	Central-Cumberland "A"	60			
5.	Mosman-Middle Harbour	54	10.	Sydney University "A"	40
6.	Sydney University "B"	50	12.	Sutherland	36
7.	UNIVERSITY N.S.W. "B"	48	13.	Waverley	26
7.	Northern District "A"	48	14.	St. George	20
9.	Balmain	42	15.	North Sydney	6
10.	Gordon	40	16.	Northern District "B"	0

FIRST GRADE 1976-77

Capturing the First Grade Premiership in only the club's fourth year in the top division of Sydney Grade Cricket has been widely acknowledged as a marvellous achievement.

The team's extreme youth (9 players aged 22 or younger), its fighting qualities, its promotion of the old art of spin bowling, its unparalleled climb to the top, and its victory in the toughest and most exciting final on record have brought enormous credit to the whole club.

To many, the team's sixth placing last year was a fluke after two years as eighteenth and seventeenth (out of eighteen). There was still surprise that we should make the semi finals, victory there was regarded as "the upset of the year", but there was no mistaking the wide admiration for our win in the final.

The team's cricket all year demonstrated that such a result was indeed no fluke. The standard of play was remarkably consistent and this year the team won four out of the six away games where a result was possible. Whilst it lost three games, in all of them it held the upper hand for a period and was never at any time outplayed.

Although Mark Ray's outstanding all-round performances led the way, it was anything but a none-man team. Teamwork and individual contributions from every team member, were the keynotes to success as reflected in the fact that almost every member of the team made a substantial contribution in the semi or final.

Apart from the first four games the weather was much kinder this season and with the acquisition of the heavy roller (courtesy of Professor Myers) our pitches were far better and more consistent.

Yet the team's progress throughout the season was anything but even.

We played particularly well in the first five games but through wet weather, light and loss of a certain victory, found ourselves floundering in twelfth place with only six points, some sixteen behind the leader.

Three successive victories had us back in contention at Christmas but a loss, two wins and another loss, had us see-sawing crazily up and down the ladder and needing wins in our last two games to make the semi-finals.

This was done and second place earned by two desperately close victories, the first with the last batsmen in, and in the second by a mere 14 runs in gathering gloom.

The semi-final brought a decisive victory over a Bankstown team inspired by the inclusion of Pascoe in the Australian side for England. The gaily decorated Village Green looked superb, and our cricket matched it, the batting full of determination in making 214 and the fielding and spin bowling scaling great heights in cutting a confident Bankstown back from 0 for 66 to 156 all out.

The final against Minor Premiers Petersham at Petersham Oval in front of a 1500 strong crowd each day, is widely considered one of the best finals for many years. To many it was the Wales youngsters going to the slaughter at the hands of the experienced, battle-hardened Petersham, and this appeared likely when Wales slumped to 6 for 107 after being 0 for 43. A great fightback through O'Brien, Livingstone and Lawson saw a good total of 284.

Petersham, for most of the second day, seemed set to win, being 0 for 60, 2 for 132, 3 for 195 but another great fightback by Wales had Petersham reeling at 9 for 229.

Petersham's last pair, to their great credit, threw their bats at everything and in remarkably quick time had reached 9 for 275. Amidst nail-biting tension, Chris Chapman, looking into the sun at deep square leg, beautifully caught the last batsman to win the premiership.

The excitement, the congratulations, the celebrations - wow !!

And what of the players?

Mark Ray's development with the bat was the mainspring of the team's great leap forward. Although scoring 500 runs in the two previous seasons, the improvement in his maturity, confidence and stroke play has put him in the forefront of Sheffield Shield candidates. He showed exceptional skill on wet wickets and proved himself a real competitor as his 81 against Andy Roberts, 73 against Barry Knight on a damp wicket, and 66 against Pascoe in the semi-final, so amply proved.

As if his batting wasn't enough, his left arm spin bowling was remarkably consistent, and twice quite devastating, in capturing 43 wickets. He also managed to equal the highest number of catches (10) outside the wicket keeper.

In all, he averaged over the season close to 40 runs, 3 wickets and one catch per game, a quite extraordinary performance.

Mark's spin twin Paddy Grattan-Smith went from strength to strength and with figures in the final three matches of 76 overs, 20 maidens, 13 wickets for 161 runs, not only had much to do with the team's success, but placed his name in the forefront of the state's spinners. The spin, bounce and penetration of his offspinners is quite rare and he consistently tied down and dismissed batsmen well set for a big score. A legslip specialist, he several times picked up catches few would have got a hand to, whilst his dedication to practise was a great example to all.

Greg Watson assumed the mantle of number one pace bowler and was a resounding success particularly early in the season. The bigger the challenge the better he bowled, and his sustained pace and hostility against top batsmen Doug Walters, Geoff Boycott, John Benaud and Brian Booth plus his outstanding effort in the final were some of the high notes of the season. Greg's fielding has improved enormously in two seasons, his throwing and catching amongst the best in his side.

Geoff Lawson arrived as an 18 year old paceman from Wagga Wagga at the end of the previous season and the glimpse we caught of his talents then was sufficient for him to go straight into the Firsts this season where he performed most impressively. The signs are there for an exciting future, the tall, willowy fast bowler's build, the classical high action, pronounced outswinger, capacity for genuine pace and confident, aggressive outlook. His batting is extremely sensible, his brave hitting in the final being of enormous value. His fielding also improved tremendously, highlighted by his memorable running catch at long off in the semi-final, and it is hoped he can overcome his recurring muscular problems.

Director of PERC (University's Physical Education and Research Centre) Jim O'Brien had his first season with the club and his enthusiasm and wide experience combined with his undoubted wicket keeping ability had a considerable impact. "Man of the Match" in the final, with his game saving 75 runs and errorless keeping, was a just reward. Whilst securing 25 dismissals, he missed three matches, and in those Paul Deegan performed in good style, showing promise with both bat and gloves.

Opening batsman Mick Watt also joined this season and solved our long term problem of a reliable opening partner for Mark Ray. The straightness of "Fiery's" bat, his dedication and courage were unmatched, and his 35 in the final was a first-class effort. His fielding also improved greatly and his stretching midwicket catch in the semi-final was a vital turning point.

Jim Robson had another good year and is on the verge of much greater things. His 97 against Gordon on a suspect pitch was something at which to marvel, and if he can reproduce this more frequently next season, representative cricket won't be far away. As a slipfieldsman he remains in the top bracket in the competition.

Chris Chapman had a resounding start and encouraging finish to the season, but a slump in the middle prevented him scoring a lot more than his quite impressive tally of 428 runs. The signs are there that his batting is becoming more free-flowing and adaptable, and he too could soon be in the higher representative sphere. Two of his slip/gully catches were amongst the best seen all year whilst in the deep, his running, ground fielding and catching were of the highest standard. That final, far from easy, premiership winning catch could not have gone to a safer person, and even amidst the quite extraordinary tension, not a player in the side doubted he would swallow it.

Jock Martel and Dick Pym both played all season apart from the last few games. Burdened with the pressures of a first year out doctor, Jock was unable to strike the form that has earned him the reputation of one of the most dangerous batsmen in Sydney. Dick Pym started in great style, uprooting test opener McCocker's off stump with his first ball of the season, but from there on failed to get much bowling with the success of the other four bowlers and the unresponsive nature of the pitches. On several occasions however, he batted extremely well in critical situations, his top score against St. George being an object lesson (and one well learned) for the higher order batsmen.

In their places came two youngsters who immediately established themselves as players of the future.

Steve Campbell's considerable legspinning skills have been developing so well over the past two seasons that his promotion was inevitable. His debut performance of 4 for 30, and that in a semi-final, was a splendid result, and with his very competent close-in fielding and solid batting, much is hoped for him next season.

Greg Livingstone's 61 in the first grade final after starting the season as an 18 year old in 5th grade is a fantasy story on its own. Apart from confirming the stylish lefthander's considerable promise, his innings added a great deal of lustre and prestige to the side's achievement.

Still in fourths at the commencement of University vacation at the start of December, Greg elected to return to his home in Albury until March, apart from the Poidevin Gray series. In these games he played so well that the

gamble was made to play him in the top grade in his first game back. He immediately scored 42 not out when the side was 4 for 60, followed this with 25 in the semi-final, and his 61 in the final helped rescue the side from 6 for 107 whilst being subject to intense pressure from the opposition. His unruffled composure, willingness to play straight, and undoubted skill on the legside backed up by quickness and certainty in the field could well lead him to greater things.

ACKNOWLEDGEMENTS

Success in first grade would not have been possible without the many people who helped us during the year. Manager, Andrew "Splinter" McMaster, and Jill Ratcliffe gave tremendous support as did scorer Alan Goodwin. Terry Buddin, Geoff Garland, Roger March, Peter James, John MacFarlane, Tom Boyce, John Barford, Doug Baird and Tony McKendry all deserve a mention as do Treasurer Ralph Merrell, Secretary Geoff Mullins, President Tony Epstein and past Presidents Yorke Marshall and Clem Barrington.

Many thanks are also due to those who helped with afternoon tea, particularly Denise Shepley, Jill Ratcliffe and Shirley Chapman.

As well, the support of Professor Myers, Ian Moutray and many other University staff, was greatly appreciated, as was the work of Jack Denny on the pitch and Curator Bill Hart.

* ** *

[Faint, mostly illegible text and bleed-through from the reverse side of the page.]

UNSW CRICKET CLUB FIRST GRADE RESULTS 1976-77

ROUND

1. Vs Sydney at Rushcutters - ½ day game
UNSW 5 for 159 Dec. Drew with Sydney 7 for 68 (bad light)
Chapman 72 NO; Robson 22; Ray 20; 2 for 16; Pym 2 for 24;
Lawson 2 for 16. DRAW
2. Vs Manly at UNSW
UNSW 7 for 182 Dec. Defeated Manly 90
Watt 56; Ray 43; Chapman 22; Lawson 4 for 20; Ray 4 for
22. WON by 92 runs
3. Vs Cumberland at UNSW
Cumberland 7 for 106. Drew with UNSW, did not bat
Watson 4 for 48; Lawson 2 for 28; Rain washed out
play from tea on first day and all day second day. DRAW
4. Vs Waverley at SCG No. 2
Waverley 269 (Boycott 133 NO) Drew with UNSW 9 for 257
Watson 4 for 53; Pym 3 for 59; Robson 64, Chapman 41;
Rogers 34; Ray 27. DRAW
5. Vs Northern District at Waitara
UNSW 137 and 4 for 69 Lost to N.D. 143
Chapman 44; Watson 29 and 5 for 55; Lawson 3 for 63 LOST by 1 wicket
6. Vs Bankstown at UNSW
Bankstown 75 and 140. Lost outright to UNSW 4 for 78
Dec and 7 for 138
Grattan-Smith 5 for 18 and 4 for 33; Ray 3 for 23 and
2 for 49; Pym 3 for 19; Ray 36 NO; Rogers 38;
Chapman 29; O'Brien 21 NO. WON OUTRIGHT
7. Vs Mosman at Mosman
Mosman 186 and 3 for 132. Lost to UNSW 190
Watson 3 for 43; Ray 3 for 24; Ray 73; O'Brien 25;
Watson 24. WON by 1 wicket
8. Vs Sutherland at Caringbah
UNSW 4 for 195 Dec. Defeated Sutherland 162
Ray 81; Robson 26; Ray 6 for 49; Grattan-Smith
3 for 52. WON by 33 runs
9. Vs Petersham at Marrickville
UNSW 104 and 2 for 83. Lost to Petersham 6 for 105
Martel 26; Pym 2 for 13; Lawson 2 for 29. LOST by 4 wickets
10. Vs Sydney Uni at UNSW
Sydney Uni 143 and 5 for 171; Lost to UNSW 5 for 144
and 9 for 142
Lawson 4 for 17; Grattan-Smith 4 for 34; Ray 52;
Rogers 32 NO; Chapman 62; Ray 25. WON by 5 wickets
11. Vs Nepean at UNSW
UNSW 203 Defeated Nepean 178
Ray 44; Watson 40; Rogers 35; Watt 25;
Ray 5 for 28; Watson 3 for 25. WON by 25 runs

ROUND

12. Vs St. George at UNSW
St. George 186 and 2 for 73 Defeated UNSW 147
Grattan-Smith 4 for 51; Watson 2 for 27; Ray 2 for 46; Pym 35 NO; Watt 33.
LOST by 39 runs
13. Vs Gordon at Chatswood
Gordon 183 and 5 for 146 Dec. Lost to UNSW 9 for 184 Dec. and 5 for 78
Watson 4 for 75; Robson 97; Rogers 23;
WON by 1 wicket
14. Vs Wests at UNSW
UNSW 8 for 204 Dec. Defeated Wests 190 (Toohey 98)
Robson 45; Livingstone 42 NO; Watson 34; Watt 32;
Grattan-Smith 7 for 54.
WON by 14 runs
- Semi Final Vs. Bankstown at UNSW
UNSW 214 and 1 for 53 Defeated Bankstown 156
Ray 66 and 37; Chapman 46; Rogers 27;
Livingstone 25; Campbell 4 for 30;
Grattan-Smith 3 for 44
WON by 58 runs
-

M. Ray's Scores:

20, 43, 27, 19 & 18, 36 NO & 17, 73, 81, 1 & 13, 52 & 25, 44, 4, 3 & 1, 3, 66 & 37, 25;

(Ranked 81, 73, 66, 52, 44, 43, 37, 36 NO 27, 25, 25, 20, 19, 18, 17, 13, 4, 3, 3, 1, 1)

OPENING PARTNERSHIPS:

19, 95, 22, 9 & 15, 1 & 31, 52, 53, 5 & 35, 0 & 45, 55, 11, 5 & 2, 6, 26 & 53, 43;

(Ranked 95, 55, 53, 53, 52, 45, 43, 35, 31, 26, 22, 19, 15, 11, 9, 6, 5, 5, 2, 1, 0)

Victories By:
Runs - 92, 58, 39, 33, 25, 14, 9 runs;
Wickets - 5, 3 outright, 1, 1 wickets;

Losses By
Runs - 39 runs
Wickets - 4, 1 wickets;

FIRST GRADE FINAL

UNIVERSITY OF N.S.W. Vs PETERSHAM-MARRICKVILLE AT PETERSHAM OVAL

University of N.S.W. 1st Innings

M. Watt	L.B.W.	Hartshorne	35
M. Ray	b.	Chardon	25
J. Robson	c.	Hughes	8
J. Rogers	c & b.	Jurd	0
C. Chapman	c.	Hughes	21
G. Livingstone	b.	Jurd	61
G. Watson	b.	Chardon	9
J. O'Brien	b.	Hartshorne	75
P. Grattan-Smith	run out		2
G. Lawson	b.	Chardon	38
S. Campbell	not out		3
		Sundries	7
		TOTAL	284

Batting Time 367 min.

BOWLING

D. Chardon	3/65
G. Hartshorne	3/52
D. Jurd	3/94
S. Gardner	0/22
P. Maloney	0/44

Petersham 1st Innings

G. Goodman	b.	Grattan-Smith	24
R. Phillips	c.	Campbell	61
B. Sharp	b.	Grattan-Smith	12
G. Hughes	c.	O'Brien	52
B. Riley	b.	Grattan-Smith	48
G. Hartshorne	run out		9
J. Boin	c.	O'Brien	4
D. Chardon	b.	Lawson	0
D. Jurd	L.B.W.	Watson	2
P. Maloney	not out		21
S. Gardner	c.	Chapman	26
		Sundries	16
		TOTAL	275

Batting time 352 min.

BOWLING

G. Watson	3/49
G. Lawson	1/48
P. Grattan-Smith	3/63
M. Ray	2/62
S. Campbell	0/37

UNIVERSITY OF N.S.W. won by 9 runs.

HIGHLIGHTS OF A FINAL

DAY 1:

Do we bat or don't we?
Photos
JR hoping to lose toss, wins it and bats.
Signs - "Ewe Bewedy Wales", "Wales to Win".
Mark Ray's pull off Chardon.
Mick Watt's umpteenth hit on the shoulder.
The V.C. arrives.
JR's photo getting nought.
Chappo's lofted off drive.
The collapse - 6 for 107.
Riley - "You're in the bigtime now".
- misfield, boos, kicks cap
- fingers raised as wickets fall.
Livingstone and O'Brien - the great recovery.
Livo mauls Maloney - 6,4,4.
New ball - runs come quicker.
O'Brien cuts and sweeps - and suddenly the big drive!
Paddy getting the "Mankad" treatment - the boys in uproar.
Lawson's (Henry) 3 sixes in an over - bedlam.
All out 284, Pete's 0 for 14 overnight.

DAY 2:

Livo and Jim O'Brien all over Sunday papers.
More photos - Where's Jock?
Good Pete's opening stand.
Great spell from Paddy - 2 wickets
Henry's great save on the fence.
JR into Watson (Gulgong) at lunch.
Phillips out to Gulgong - great catch Steve!
Livo dislocates finger - Paddy tries to jerk it back - too slippery - call doctor!
Hughes and Riley fine stand to 3 for 195.
Chappo's great save at backward point.
Hughes cuts into Jim O'Brien's pad.
Riley - sun reflecting off cars
- move Pymmy out of covers
- move boy under sightboard
- pats Paddy on back as he misfields
- Chappo misfields - "Thanks for coming!"
- warned by Ledwidge
- bowled Paddy 48 - bedlam
- Mark's few brief words
- brandishes bat
- meets Buddin (bringing new ball) on way off
- slams gate
- crowd stamps, shouts, hoots and yells
New ball - Gulgong's cramp - can't complete over.
JR calls for replacement field.
Gulgong "give me the ball".
Gulgong runs down to sightboard to test leg.
Gulgong gets Bain - last ball before tea; 9th ball of over.
The Hartshorne run out
- incredible mixup
- Steve's throw
- Henry misses it, Paddy stops it
- Henry backhands it onto stumps
- both batsmen at other end - Chardon tries to leave
- Umpires rule Hartshorne out

1ST GRADE STATISTICS 1976-77

Fixture Results:

<u>Round</u>	<u>Opponents</u>	<u>UNSW</u>	<u>Opposition</u>	<u>Results</u>	<u>Points</u>
1 (L)	Sydney (A)	*5/159 (d)	7/68	D	0
2 (L)	Manly (H)	*7/182 (d)	90	W1	6
3 (L)	Cumberland (H)	-	*7/106	D	6
4 (L)	Waverley (A)	9/257	*269	D	6
5 (W)	N. District (A)	*137 & 4/69	143	L1	6
6 (L)	Bankstown (H)	4/78(d) & 7/138	*75 & 140	W0	16
7 (L)	Mosman (A)	190	*186 & 3/132	W1	22
8 (L)	Sutherland (A)	*4/195 (d)	162	W1	28
9 (L)	Petersham (A)	*104 & 2/83	6/105 (d)	L1	28
10 (L)	Sydney Uni (H)	5/144(d) & 9/142	*143 & 5/171 (d)	W1	34
11 (L)	Nepean (H)	*203	178	W1	40
12 (L)	St. George (H)	147	*186 & 2/73	L1	40
13 (W)	Gordon (A)	9/184(d) & 5/78	*183 & 5/146 (d)	W1	46
14 (W)	Western Subs (H)	*8/204 (d)	190	W1	52
Semi-Final (L)	Bankstown (H)	*214 & 1/53	156	W1	58
Final (W)	Petersham (A)	*284	275	W1	64

Summary:

Played: 16
 Won O/Right: 1
 Won 1st Inns: 9
 Drawn: 3
 Lost 1st Inns: 3

Tosses: Won 4, Lost 12

UNSW: 149 wickets for 3245 runs at 21.77

Opposition: 175 wickets for 3177 runs at 18.15

1ST GRADE AVERAGES

<u>BATTING</u>	<u>M</u>	<u>Inn</u>	<u>NO</u>	<u>IS</u>	<u>Agg</u>	<u>Av</u>	<u>50's</u>	<u>c/st</u>
M. Ray	16	21	1	81	608	30.40	4	10
C. Chapman	16	20	3	72*	428	25.17	2	12
J. Robson	16	21	4	97	369	21.70	2	9
J. O'Ericn	13	11	2	75	188	20.88	1	24/1
J. Rogers	16	18	3	38	287	19.13	-	12
G. Watson	16	17	3	40	248	17.71	-	7
M. Watt	16	21	2	56	330	17.36	1	2
J. Martel	13	16	1	27	183	12.20	-	9
G. Lawson	16	9	3	38	71	11.83	-	5
R. Pym	14	10	3	35*	78	11.14	-	2
P. Grattan-Smith	15	11	4	15	68	9.71	-	6

Also Batted

G. Livingstone	3	3	1	61	128	64.00	1	2
P. Deegan	3	2	1	12*	18	18.00	-	5
S. Campbell	3	2	2	6*	9	-	-	1

BOWLING

	<u>O</u>	<u>M</u>	<u>R</u>	<u>W</u>	<u>Ave</u>	<u>SW/1</u>
M. Ray	237.4	46	664	43	15.45	2
P. Grattan-Smith	251.2	53	720	44	16.37	2
G. Watson	179.7	46	551	33	16.70	1
G. Lawson	141	24	510	26	19.62	-
R. Pym	87.1	12	418	16	26.13	-

ALSO BOWLED

S. Campbell	18	3	67	4	16.75	-
J. Robson	8	1	45	0	-	-
G. Livingstone	1	0	7	0	-	-

OUTSTANDING PERFORMANCES:

Batting:

M. Ray	81	Vs.	Sutherland
	73	Vs.	Mosman
	66	Vs.	Bankstown (Semi)
	52	Vs.	Sydney Uni.
J. Robson	97	Vs.	Gordon
	64	Vs.	Waverley
C. Chapman	72*	Vs.	Sydney
	62	Vs.	Sydney Uni.
M. Watt	56	Vs.	Manly
J. O'Brien	75	Vs.	Petersham (Final)
G. Livingstone	61	Vs.	Petersham (Final)

Bowling:

P. Grattan-Smith	5/18 & 4/33	Vs.	Bankstown
	7/54	Vs.	Wests
M. Ray	6/49	Vs.	Sutherland
	5/28	Vs.	Nepean
G. Watson	5/55	Vs.	N. District

Highest Partnerships:

1ST :	95	M. Watt	(56)	&	M. Ray	(43)	Vs. Manly
2ND :	51	M. Ray	(52)	&	J. Martel	(27)	Vs. Syd- Uni
	51	M. Watt	(32)	&	J. Robson	(45)	Vs. Wests
3RD :	76	M. Ray	(66)	&	J. Rogers	(27)	Vs. Bankstown (semi)
4TH :	82	J. Rogers	(34)	&	J. Robson	(64)	Vs. Waverley
5TH :	72	J. Robson	(22)	&	C. Chapman	(72*)	Vs. Sydney
6TH :	74	J. Rogers	(35)	&	G. Watson	(40)	Vs. Nepean
7TH :	110	G. Livingstone	(61)	&	J. O'Brien	(75)	Vs. Petersham (Final)
8TH :	34	J. O'Brien	(25)	&	R. Pym	(9)	Vs. Mosman
9TH :	36	P. Grattan-Smith	(10)	&	R. Pym	(35*)	Vs. St. George
10TH:	38	G. Lawson	(38)	&	S. Campbell	(3*)	Vs. Petersham (Final)

Second Grade Report (continued)

8th Round Won 1st innings
UNSW 5/186(dec) Sutherland 179

Peter Burnett (44) and Clayton Jones (37) put on 83 for another good opening stand, mastering a spiteful pitch, Geoff Kirkwood continued his good form with an effortless 37 n.c. Sutherland started well, but Asoka Wijeratne (4/40) saw them slump to 7/110, a 63 run 8th wicket partnership almost pulled it off for them, but Steve Campbell cleaned up the last 2 wickets in the 15th and last over, for an exciting victory.

9th Round Drawn
Petersham 7/186(dec) UNSW 9/123

We did everything to lose our first match of 1977 except lose the last wicket. Petersham struggled to 6/110 but vital catches were missed and they got back on top. Our batting was pitifully slow and we never got on top of an accurate but ordinary attack, Mal Grave (48) was the only run scorer.

10th Round Won 1st innings
UNSW 240 Sydney Uni 79 & 9/139

Wales soon were on top due to a 2nd wicket partnership of 67 between Clayton Jones (38) and Peter Burnett (39), Mal Grave continued his good form to score 84. Next week Sydney Uni struck a wet track and collapsed before the onslaught of John Ingleson (4/35) and Asoka Wijeratne (4/9). Following on after tea, excellent slow bowling by Steve Campbell (6/54) and Geoff Kirkwood (2/16) almost secured us outright points.

11th Round Lost outright after win on 1st innings
UNSW 9/239(dec) & 0/0 dec Nepean 102 & 5/138

Yet again Peter Burnett (35) and Clayton Jones (23) gave us a good start, Neville Jansson immediately looked the part, scoring 42 in his initial game. Terry Buddin (31) and Roger March (23) hammered the Nepean bowling later, enabling us to declare and gain an early wicket late on the 1st day. Steve Campbell proved too good on the 2nd day, and finished with 5/23 from 11 overs. After forfeiting our second innings, Nepean needed 138 to win in 160 minutes which they did, after we dropped 8 catches including 4 from one over off the hapless Steve Campbell.

12th Round Won 1st innings
St George 179 & 2/82 UNSW 229

Sensible late order batting saw St George recover from 7/89 on a perfect batting track. In reply our innings stood at 7/102 and our semi final hopes seemed dashed. Enter Paul Deegan who with a mixture of verve, unorthodoxy, and sheer power, hit up a magnificent 102. With the experienced John Ingleson guiding him along the 14 run last wicket chase, Paul finally hit the winning runs for an incredible victory.

13th Round Lost 1st innings
Gordon 183 UNSW 173

Gordon crawled to 183 off 70 overs after being 7/102. In an appalling display of middle order batting we finished up 10 runs short, despite Peter Burnett's 41 and a 9th wicket stand of 45 between Roger March (33) and Steve Campbell (16). These two bowlers also took 3/43 and 5/42 respectively and one wonders what the rest of the team did during the match.

Second Grade Report (continued)

14th Round
Wests 184

Drawn
UNSW 5/112

When we finally bowled Wests out at tea in this one-day game, with both teams needing victory to ensure a semi-final spot, we had sent down 66 overs. John Ingleson (3/25) and Steve Campbell (5/75) did the damage. The loss of nearly wickets, a slow outfield and defensive field placings soon made us realize that the task was beyond us. Neville Jansson played splendidly for 62 n.o., however, when bad light stopped play 6 overs before time, we were still 73 runs short of victory. Thus our efforts to reach the semi-finals were thwarted at the last barrier.

Re-Draws

Round 15
Bankstown 175

Won 1st innings
UNSW 8/180

Geoff Kirkwood arrived at lunch time of this all-day game, just in time to take 5/26, and Peter Burnett (33), and Jock Martel (39), led the way to victory.

Round 16
Waverley 7/23(dec)

Won 1st innings
UNSW 7/239

In a remarkably quick scoring game we took a mere 37 overs to reach the target set by Waverley. Makeshift opener Paul Deegan hit 12 fours in his 78 and Asoka Wijeratne found lost form with his 50 n.o.

General Comments

Undoubtedly the highlight of the season was the First Grade Premiership victory. My congratulations are added to those of many others for John Rogers and his team, and the Poidevin-Gray and "5A" teams for their splendid efforts.

One player must be singled out from this year's Second Grade side. Steve Campbell took 45 wickets at 14 with his leg spinners and richly deserved his promotion to 1st Grade late in the season. No batsman looked comfortable against him all year and he was probably the best bowler in the entire competition. With better fielding in the higher grade this next year he will continue to improve.

Without a fast bowling attack, the supporting bowling was steady without being penetrative. John Ingleson bowled well early in the season. Asoka Wijeratne maintained good control to take out the averages, Geoff Kirkwood and Roger March both bowled very tightly and kept the pressure on the batsmen.

However, our great problem was dismissing sides cheaply after having them reeling early in their innings.

Our batting (with no-one scoring over 350 runs) was generally disappointing. Peter Burnett and Clayton Jones gave us numerous good starts but Peter frequently got out in the 30's and 40's when set, whilst Clayton got bogged down restricting his range of shots. Neville Jansson was a roaring success and took out the batting averages. Mal Grave scored well during the middle of the season but he too didn't score as many runs as he should have. Geoff Kirkwood batted magnificently until Christmas, Asoka Wijeratne, with the exception of 50's in the first and last game, did not have a good season with the bat. Too frequently he was dismissed playing across the line; to be fair he was called on to do a great deal more bowling than expected, a task he performed most admirably (even sharing the new ball after Terry Buddin suffered a fractured vertebrae).

Second Grade Report (continued)

This injury to the captain seemed to have an effect of upsetting the team's balance, as well as Terry Buddin's own performance. "Tacho" Deegan played two outstanding innings and generally kept wickets admirably. Roger March bowled well, fielded feverishly, and batted with determination and intelligence. Several others, Charles Kiesel, Dave Pratt, and Steve McDowell are all good players and without doubt will score more runs next year.

Next year, we must tighten our middle order batting and score runs more quickly in one-day games. A bit more toughness in tight situations and we will make the semis. Indeed, this year we appeared certain to reach the semi-finals, but the loss to Gordon in the 13th round (who had at that stage yet to win a game) was morale shattering.

However, it was a successful season and 5th is a distinct improvement on last year's effort.

Next season we ought to go that little bit further but, more importantly, if we enjoy our cricket as much as we did this year, it is really something to look forward to.

My thanks to the people in the Club who contributed so much to this memorable season - but especially to Stella Pratt and Jill Ratcliffe for their afternoon tea efforts; to Peter Burnett for standing in as captain in the last two games, and to "Tacho" who did everything from arranging beers to moving sightboards.

SECOND GRADE BATTING STATISTICS

Name	Matches Played	Innings	Aggregate	H.S.	N.O.	Ave.
Jansson N.	6	6	218	62x	1	43.6
Deegan P	12	11	241	102	3	30.1
Buddin T	14	11	203	55x	4	29.0
Kirkwood G	16	15	337	85	2	25.9
Durnett P	15	14	341	44	-	24.4
Wijeratne A	15	15	281	51	3	23.4
March R	7	6	114	33	1	22.8
Grave M	13	13	295	84	-	22.7
Jones C	15	15	268	60	1	19.1
Pratt D	9	9	143	34	-	15.9
Kiefel C	6	7	95	21	-	13.6
McDowell S	9	9	97	41	1	12.1
Ingleson J	13	4	9	7x	3	9.0
Campbell S	12	9	45	16	2	6.4

Also played

Martel 2/0/40/20.0
 Smith 1/0/5/5.0
 Howard 2/0/8/4.0
 Pym 1/0/4/4.0
 Perger 1/1/15/-

Burgess)
 Bryce) All played but did not bat.
 Sands)

BOWLING

Player	O	M	R	W	Ave
Wijeratne A	90.6	26	279	21	13.3
Campbell S	174.6	22	667	45	14.8
Buddin T	85	20	278	16	17.4
March R	78.2	24	193	10	19.3
Ingleson J	137.2	19	550	27	20.4
Kirkwood G	142.3	22	459	22	20.8

Also Bowled:

Grave 36/4/167/5/32.8
 Pym 9/1/55/3/18.3
 Perger 18/3/57/2/28.5
 Sands 12/2/41/1/41
 Jones 4/0/46/1/46
 Burgess 9/1/41/0
 Bryce 11/2/35/0
 Pratt 2/0/15/0

Catches: Deegan (18C, 2St), Buddin 12, Grave 11, Burnett 11, March 8, Jones 7, Pratt 7.

SECOND GRADE - PARTNERSHIPS

WICKET	RUNS	PLAYERS	TEAM
1st	83	Burnett-Jones	Sutherland
	73	Burnett-Deegan	Waverley
	68	Burnett-Jones	Bankstown
2nd	67	Burnett-Jones	Sydney Uni.
	65	Jones-McDowell	Waverley
	54	Burnett-Martel	Bankstown
3rd	59	Deegan-Jansson	Waverley
	56	Kiefel-Grave	Petersham
	52	Jansson-Grave	Nepean
4th	52	Kirkwood-Grave	Sydney Uni.
5th	64	Grave-Kirkwood	Mosman
	56	Grave-Wijeratne	Sydney Uni.
6th	47 (unfinished)	Jansson-Kirkwood	West's
7th	130	Kirkwood-Buddin	Waverley
8th	60	Buddin-March	Nepean
9th	53 (unfinished)	Buddin-Deegan	N. District
10th	61	Deegan-Ingleson	St. George

MATCH RESULTS

Played 16 Won 9 on 1st innings (one of which was then lost outright)

Lost 2 on 1st Innings

Drawn 5

Position 5th

THIRD GRADE REPORT

Well what can one say about a season that promised so much yet produced so little! A good start gave us the necessary initial momentum but gradually things began to come apart at the seams. Our new ball bowling became more and more innocuous after an initial two games from John Ingleson while our spinners, though generally accurate and economical, had little real penetration. The fielding, especially on the ground was quite good but we always seemed to manage to drop a couple of crucial catches in most matches. The batting was incredibly uneven. On the excellent D.P. wicket (in fact we played on few wickets that were not very good), the batting should have been the cornerstone of the team and while the talent was certainly there, consistency and application frequently were not.

Unfortunately this report is starting to sound like something of a dirge and as such would not reflect the seasons' performance. A number of players introduced themselves to the club in the team (at one stage the team looked like an expatriate outpost) and their performances augur well for the future. The team showed an ability to fight back when all appeared lost (Manly, Bankstown, Sydney Uni, Nepean, Gordon, Balmain and Norths) and although a number of these games were not won, the fight went right down to the wire. It is easy to excuse poor performance by claiming bad luck, but no one who played in the side would claim we were favoured by the bounce of the ball.

Looking at the players who formed the nucleus of the team one must initially mention Ian Smith our opening bat, expert slip field and sometime keeper. With 389 runs at 28, Ian's concentration and dedication was a lesson to all and apart from a tendency to overwork his favourite shot his batting is solid and straight enough to consolidate a position in 2nd grade next season.

His partner, the enigmatic Charlie Kiefel who started, left and finally returned carries the heavy burden of having great potential. For a player with so many shots Charlie is too often dismissed to an unworthy one but the season did see an immense improvement in the field and a mature performance against Gordon which augurs well for the future.

Bush-boy Peter Jourdain wandered the batting order from 1 to 6 and certainly copped more "advice" than most. 67's against Nepean and St. George showed what he could do but too often an indiscreet shot brought about his downfall. A top field, Peter chipped in with some good medium pace at the end of the season.

Graeme McBarron got so many confident starts and looked so good at the crease it is impossible to believe that he did not reach 50 once (49 Vs Mosman, 40 Vs Sydney Uni). Our most versatile field and steady leggie, sacrificed on the D.P. graveyard, has the experience, ability and temperament to devastate this competition with his bat if he becomes mean enough.

Dave Meagher, deservedly won the Captain J. Morris Fielding Trophy for the club (by the proverbial street) but his batting was also a disappointment. Dave is incredibly enthusiastic and too intelligent not to overcome his one basic batting weakness. His ability to snatch the initiative at the crease (42 Vs Bankstown, 49 Vs Petersham) is invaluable if only he can learn to go on with it.

Steve Howard did his usual good job with the gloves. Following his thrashing 105 Vs Mosman he gained promotion for 4 games and by his return he had lost his touch. Why didn't the captain let him open all the time?

THIRD GRADE REPORT (Cont)

John Sands took only 17 wickets but his bowling was very accurate and his performance against Bankstown brilliant. John's performance undoubtedly suffered by his inability to play regularly and that we had no real strike bowler at the other end.

Mick Bryce was our only regular opening bowler and suffered from this. He is still to fully appreciate the virtues of line and length, and while he bowled many good balls the batsmen could, too often, be content to wait for the loose one. Mick did again in maturity however and bowled with guts especially in his 5-54 Vs Sydney Uni.

Chris Burgess, Pete Besgrove or Barry Cox was the other opening bowler and though his figures are the worst I feel Chris shows potential as a strike bowler. He has the persistence to succeed and should do well if he can straighten out his action. Both Barry and Pete had some success but they are both basically medium pacers who rely on helpful conditions to be really dangerous.

Neville Janssen passed briefly through the team as did a number of others. His century against Petersham was a gem but really no better than his initial effort against Bankstown in which he needed to be straight and tight to survive. Neville will score a lot of runs in grades higher than this.

The only other regulars were Steve Lockhart and Alex Taylor who both experienced very poor seasons with the bat and frankly I am at a loss to explain why. They both tried hard and Steve fielded excellently. They have scored runs in higher grades in the past so.....?

A number of others made guest appearances, frequently with distinction, and the team thanks them for their efforts. Our congratulations to the 1st XI, any my thanks to all for their co-operation and assistance throughout the season.

THIRD GRADE

1. Uni 3-81 (dec) defeated Sydney. 79 and 140 (A promising start with Ingleson and Bryce routing Sydney to 8-30 before they had a lucky dip. Smith (35x) and Meagher (17x) made it look easy with the bat but the opposition were not interested in anything but slow batting practice.)
 2. Uni 142 and 0-20 defeated Manly 77 (Kiefel opened with 39 then we slumped to 7-81. Ingleson and Garland added 56. Ingleson then completed his 3rd grade season with a 7-41 rout).
 3. Uni 4-120 drew with Cumberland. (The only feature to come from the rain ruined match was an outstanding 43 from Kiefel in difficult circumstances.)
 4. Uni. 7-163 defeated Waverley 161. (Smith (53) and McBarron (33) added an excellent 75 to take us to the top of the table after 4 games. Our attack showed an alarming fragility in allowing Waverley to double their score for the last few wickets.)
 5. Uni. 137 and 3-72 lost to Northern Districts 3-143 (cl.) (A pathetic batting display for over 4 hours on a perfect track against steady bowling sealed this match. All the bowlers particularly Besgrove 1-20 off 15, battled away well without the slightest luck.)
 6. Uni. 193 lost to Bankstown 7-198 (Janssen (33) and Meagher (42) added 80 after we were 2-0 but though 7 players reached 15 no one went on with it. Helped by a 78 opening partnership, Bankstown struggled home though continually enmeshed in the web of Sands 4-34 off 25.)
 7. Uni. 5-285 (cl.) and 1-23 (cl.) defeated Mosman 113 and 8-163. (A really top effort. Howard blazed 105 before tea and everyone carried on. McBarron (3-6) and Bryce (5-20) took the last 8 wickets for 14, but we did not have the firepower to clinch an outright.)
 8. Uni. 103 lost to Sutherland 180. (This was worse than it looks as we had the advantage of bowling on a wet wicket but 2 vital catches cost us over 80 runs. The batting, save Smith (35), was a debacle, the first 6 batsmen bowled or L.B.W. for 26 between them.)
 9. Uni. 5-216 defeated Petersham 210. (This was an easy win over the eventual premiers who at one stage were 6-94 thanks to March 4-47 on his one guest appearance. Again we let their tail get away but when we were 2-200, it didn't seem to matter - Janssen (103) and Meagher and Smith 40's.)
- With a certain semi-final berth staring us in the face we were now to be defeated by the three weakest teams in the competition.
10. U.N.S.W. 8-129 (dec) and 7-71 lost to Sydney Uni 232 and 3-38 (cl.) (Hammered in the 1st session to 2-150, our bowlers fought back to take 8-76 with Bryce 5-54 making the big break after tea. Apart from McBarron (40) the batsmen folded on a slightly damp track illustrating poor technique and little concentration.)
 11. Uni. 207 lost to Nepean 249. (In an unbelievable display we were beaten by 4 players. Nepean at one stage 2-190 eventually collapsed to Garland 4-50 off 21 and McBarron. Jourdain (67) did everything asked of him opening, but it was left to Barford (35) and Bryce (11x) to show any real determination and fight in adding 48 for the 9th wicket.)

THIRD GRADE (Cont.)

12. Uni. 214 lost to St. George 226. (Smith 58 and Jourdain 67 added 114 for the 3rd wicket but we then lost 8-81. Cox (4-52) had them 4-18 after only 8 overs and though they were 8-157 after tea, hopelessly inept catching saw us snatch defeat from the very jaws of victory.)
13. Uni. 8-245 drew with Gordon 7 (cl.) - 285. (Sent in on a wet track Gordon absolutely thrashed some dreadful bowling. Jourdain (3-34) alone could be satisfied. Smith and Kiefel (79) gave us a 70 start. Many batted well and determinedly on a progressively deteriorating wet wicket but no-one played the "big dig" to get us home - a good effort with the bat.)
14. Uni 6-208 (cl.) defeated Wests 149. (Wests, unable to be beaten for the minor premiership, really had the boom lowered on them by our guest third graders. Though the bowling was tight, Martel (63) was masterly and Pratt (71X) thrashed intelligently. VanderSluys (2-41) and Perger (3-40) made the initial breaks we battled for all season and Garland (5-47) cleaned up the mugs.)
15. Uni. 135 lost to Balmain 150. (McBarron (5-38) finally reaped a just reward after Burgess and Jourdain made the initial break. On a perfect wicket this was a fine performance in the field. It all went for nothing as we crumbled to 7-70. (Jourdain 34) Garland 28, Sands 24, Bryce 11x battled on only to fall with victory in sight.)
16. Uni. 9-156 (cl.) defeated North Sydney 153. (We saved all our luck until the last game - when it didn't matter. Again 7-70, Garland (43) and LeQuesne (21) added 60. At 3-120 Norths looked safe then LeQuesne (4-15) struck, a couple of run outs and Garland (4-39) appealing well saw Norths lose 3-0 to finish 3 short.)

THIRD GRADE 1976-77

<u>Round</u>	<u>Vs</u>	<u>UNSW</u>	<u>Opposition</u>	<u>Results</u>	<u>Points</u>
1.	Sydney	3(c1)-81	79 & 140	W1	6
2.	Manly	140 & 0-20	77	W1	12
3.	Cumberland	4-120	-	D	12
4.	Waverley	7-163	161	W1	18
5.	Nth. Districts	137 & 3-72	3(c1)-143	L1	18
6.	Canterbury-Banks	193	7-108	L1	18
7.	Mosman M.H.	5(c1)-285 & 1(c1)-23	113 & 8-163	W1	24
8.	Sutherland	103	180	L1	24
9.	Petersham-Marr.	5-216	210	W1	30
10.	Sydney Uni.	8(c1)-129 & 7-71	232 & 3(c1)-38	L1	30
11.	Nepean	207	249	L1	30
12.	St. George	214	226	L1	30
13.	Gordon	8-245	7(c1)-285		30
14.	Wests	6(c1)-208	149	W1	36
15.	Balmain	135	150	L1	36
16.	Norths	9(c1)-156	153	W1	42

Total points - 42

Matches - 16

Won on 1st innings - 7

Drew - 2

Lost on 1st innings - 7

U.N.S.W. 136 wickets - 2918 - 21.5

Opposition 158 wickets - 2946 - 18.6

THIRD GRADE REPORT (cont)

3rd XI Batting

	<u>M</u>	<u>I</u>	<u>N.O.</u>	<u>H.S.</u>	<u>AGG</u>	<u>AVGE</u>	<u>C</u>
I. Smith	15	18	4	58	389	27.8	16
P. Jourdain	12	14	2	67	284	23.7	5
C. Kiefel	10	10	0	79	220	22.0	1
J. Sands	9	8	4	24	87	21.8	2
G. McBarron	13	14	0	49	290	20.7	6
D. Meagher	15	19	5	49	286	20.4	5
G. Garland	16	12	4	43	157	19.6	5
S. Lockhart	9	9	3	31x	116	19.3	3
S. Howard	10	10	0	105	180	18.0	10/3
A. Taylor	9	10	0	21	118	11.8	2
M. Bryce	11	6	1	11x	27	5.4	3

Also Batted :

D. Pratt	2	2	1	71x	102	102.0	2
J. Martel	1	1	0	63	63	63.0	1
J. Ingleson	2	1	0	37	37	37.0	1
N. Janssen	4	4	0	103	144	36.0	1
J. Barford	1	1	0	35	35	35.0	4
R. LeQuesne	1	1	0	21	21	21.0	0
T. Grattan-Smith	1	1	0	18	18	18.0	0
J. Finlay	2	2	0	29	31	15.5	3
C. Burgess	7	4	2	15x	26	13.0	3
B. Cox	5	4	0	11	33	8.3	0
A. McKendry	2	2	0	8	9	4.5	0
M. Grave	1	1	0	4	4	4.0	1
A. Jacobs	1	1	0	2	2	2.0	1
J. Carmichael	1	1	0	2	2	2.0	0
P. Besgrove	8	5	3	1x	2	1.0	2
S. McDowell	2	3	0	2	2	0.7	0

R. March (1); N. Perger; S. Van der Sluys; M. Burden; G. Glanville did not bat.

THIRD GRADE REPORT (cont)

3rd XI Bowling:

	<u>O</u>	<u>M</u>	<u>R</u>	<u>W</u>	<u>AVGE</u>	<u>Matches</u>
G. Garland	145.7	28	481	28	17.2	16
M. Bryce	114.5	15	449	23	19.5	11
G. McBarron	109.4	16	415	19	21.8	13
J. Sands	136.1	34	390	17	22.9	9
P. Besgrove	64	14	231	7	33.0	8
C. Burgess	71	14	258	6	43.0	7

Also Bowled

R. LeQuesne	4	1	15	4	3.75
J. Ingleson	32	10	98	16	6.1
G. Glanville	7	1	33	3	11.0
R. March	13.2	5	47	4	11.7
N. Perger	10	1	40	3	13.3
P. Jourdain	23	2	101	5	20.2
S. Van der Sluys	10	1	41	2	20.5
B. Cox	30	3	111	4	27.8
M. Grave	2	0	18	0	-

Best Performances

J. Ingleson	7-41	Vs	Manly
	5-29	Vs	Sydney
	4-28		
G. Garland	5-47	Vs	Wests
	4-37	Vs	Waverley
	4-39	Vs	Norths
	4-52	Vs	Nepean
M. Bryce	5-20	Vs	Mosman
	5-54	Vs	Syd. Uni
J. Sands	4-34	Vs	Bankstown
	4-55	Vs	Sutherland
G. McBarron	5-38	Vs	Balmain
R. March	4-47	Vs	Petersham-Marrickville
B. Cox	4-52	Vs	St. George
R. LeQuesne	4-15	Vs	Norths

THIRD GRADE REPORT (cont)

BATTING :

I. Smith	58	Vs	St. George
	53	Vs	Waverley
P. Jourdain	67	Vs	St. George
	67	Vs	Nepean
S. Howard	105	Vs	Mosman
N. Janssen	103	Vs	Petersham
C. Kiefel	79	Vs	Gordon
D. Pratt	71x	Vs	Wests
J. Martel	63	Vs	Wests

PARTNERSHIPS ;

1st wicket

71 - Smith (20), Kiefel (79) Vs Gordon
58 - Smith (20), Howard (105) Vs Mosman

2nd wicket

55 - Smith (39), Janssen (103) Vs Petersham-Marrickville

3rd wicket

135 - Janssen (103), Meagher (49) Vs Petersham-Marrickville
114 - Smith (58), Jourdain (67) Vs St. George
84 - Howard (105), McBarron (49) Vs Mosman
78 - Janssen (33), Meagher (42) Vs Canterbury-Bankstown
75 - Smith (53), McBarron (33) Vs Waverley
53 - Martel (63), Pratt (71x) Vs Wests

4th wicket

51 - McBarron (49), Meagher (33) Vs Mosman

5th wicket

34 - Meagher (17), Lockhart (23), Vs Nth. Sydney

6th wicket

59 - Jourdain (26x), Lockhart (31x) Vs Mosman

7th wicket

20 - Finlay (29), Garland (5) Vs Sydney Uni.

8th wicket

56 - Ingleson (37), Garland (21) Vs Manly
53 - Garland (43), LeQuesne (21) Vs Nth. Sydney

9th wicket

45 - Barford (35), Bryce (11x) Vs Nepean

10th wicket

15 - Sands (17), Besgrove (0) Vs. Sutherland

FOURTH GRADE REPORT

Time fades the memories of last seasons 4th grade campaign - the organised self destruction of Saturday night at the pavilion ensured that much of Saturday night characterised the team - high in spirit, erratic in performance.

And it is difficult to characterise a team that could break so many club records (highest club score, five new partnership records, highest aggregate bowling and batting, highest average bowling and batting, most wicketkeeping dismissals) and still only manage 3 wins, 5 losses and 6 draws. Clearly there were too many draws. Wet weather played a major part in the first three draws (unfortunately the first three games of the season). This was a pity since not only were the first two games in our favour when the weather intervened but these draws had the effect of "taking the wind out of the sails."

The other three draws were the result of the inability to dismiss the opposition but this is not to say that our bowling was the limiting factor since often indecisive batting had left us too short a time to dismiss the opposition or too few runs to be able to "work" a batsman out. One might be led to the conclusion that neither the batting nor bowling was good enough but both proved their worth at different times (9-304-v- Gordon, 4-198-v-St George, 200-v- Northern District; Waverley 97, Mosman 98, Sydney 7-109, St. George 9-136) It was how the overall processes were put together that led to such a disappointing season. Both captains Roger March and John Barford experienced the frustration of seeing a side capable of performing so well in all compartments of the game separately, rarely turn in a consistent performance in all of them together. The times when the team performed to its overall ability resulted in extremely convincing wins (and usually against the better teams). It was significant that the lower team seemed to win by sheer application to the job rather than any superior natural ability.

To me two factors auger well for a much better performance next season. A tremendous team spirit was developed even though many disappointments were experienced. The players also developed more confidence in their ability. Only twice during the season was the team comprehensively beaten with only a handful of runs or a couple of wickets determining the outcome of the remaining games. To turn these into wins each player must realise that defeat in overall terms is not the rash shot loose delivery or missed catch in particular but rather the inability to sustain a consistent and purposeful effort during the whole game. If this approach is taken a batting failure or dropped catch will not lead to the side falling apart at the seams (pardon the pun) when the pressure is on.

Finally may I thank all the members of the team for their support during the season and making it such an enjoyable one for me personally.

The following pen portraits are of the players who regularly played during the season:

Roger March: A top all-rounder and fierce competitor. His 32 wickets in just over half the season was a reflection of his attacking approach to the batsmen as well as the umpires. He was badly missed when he deservedly was promoted to 2nd Grade. One got the impression that too many players relied too heavily on Roger for both a constant supply of wickets and runs as well as an aggressive approach to the game.

Tom Grattan-Smith: After a nervous start turned into a batting sensation shattering the 4th Grade batting record in only eight matches. Scored a great ton against Gordon and several other big scores. Easily the best fieldsman in the team and could be relied upon to give 100% all the time. Tom is a useful off-spin bowler who, with more variation, could develop into a handy all-rounder. Still trying to drink all the beer he won during the season.

Tony McKendry: The original mad medic - pioneered those famous menthoids. Found the middle order batting and medium-pace bowling more to his liking than opening. Like Tom G-S he could develop into an extremely useful all-rounder. His innings against Mosman showed his true ability. Tony's fielding needs more concentration and work. Another team man - good to have one on any side.

John Finlay: Definitely not a 4th Grade batsman. In form, John can demolish an attack with power and grace. It was good to see him begin to build an innings this season where in previous years an early rash shot terminated many promising innings. With application, 2nd Grade is not beyond him next season.

Barry Cox: Barry was not at his best with the bat this season but turned in many invaluable performances with the ball. His contributions as Vice-Captain were particularly helpful.

John Carmichael: John is also a promising batsman but must turn his consistent twenties into higher scores. Technically sound, this season should be a big one for him with the right approach. An authority on alpine music.

Ross Le Quesne: Again proved his worth as a leg spin bowler towards the end of the season, although he did not bat with the promise he showed last season. Ross will score many more runs when he becomes determined to occupy the crease for a reasonably period of time.

Rod Zabell: A model of sheer application to the job. He was missed when he left for a teaching job in the country. A 100% team player, he will run in the field all day and often did.

Chris Burgess: A very promising opening bowler. Achieved greater accuracy and control towards the end of the season as his run up became smoother. Has all the potential to be a fine bowler.

Steward Cumming: An honest medium pacer. Steward will need to tighten up his line and length. Can move the ball disconcertingly and will be much more effective with increased accuracy. More work needed on his fielding although this improved as the season progressed.

Peter Besgrove: Another 100% team man. Peter started the season well but seemed to lose form after being promoted. Peter needs a lot of bowling to get his rhythm and then is an extremely steady and nagging bowler. Only wish he could bat longer - that way he could steal more cigarettes.

Thanks also to the many players who played a number of games in the team - especially to Nev Jansson and Greg Livingstone who seemed to save their rare batting failures for 4th Grade, Steve Lockhart who brought a new dimension to fielding at short leg and Glen Clark who brought a new dimension to eyes. To Peter Jourdain, yes there is a Tom Brooks.

FOURTH ELEVEN STATISTICS 1976-77

Fixture Results

<u>Round</u>	<u>Opponents</u>	<u>UNSW</u>	<u>Opposition-</u>	<u>Result</u>	<u>Points</u>
1	Sydney	155	7-109	D	0
2.	Manly	163	9-147	D	0
3	Cumberland	4-62	-	D	0
4	Waverley	163	97 & 212	W1	6
5	Nthern District	200	206 & 4-21	L1	6
6	Bankstown	138	7-145	L1	6
7	Mosman	195	98 & 4-139	W1	12
8	Sutherland	9-189	207	D	12
9	Petersham	170	8-143	D	12
10	Sydney University	106 & 6-141	3-247(dec)	L1	12
11	Nepean	49 & 139	204	LO	12
12	St. George	103 & 4-198	9-136(dec)	L1	12
13	Gordon	9-304(dec)	(R)234	W1	18
14	Wests	8-153	7-204	D	18

* (R) Denotes Record

SUMMARY:

Matches played: 14
Drawn: 6
Won Outright: 0
Won 1st: 3
Lost Outright: 1
Lost 1st: 4

Ave/Wkts:

UNSW 2628 Runs for 150 wkts = 17.52
Opposition 2526 Runs for 124 wkts = 20.37

FOURTH ELEVEN STATISTICS (cont)

Batting:

T. Grattan-Smith	8	10	0	112	345 (R)	34.50 (R)	7	2	1
J. Finlay	9	11	0	58	265	24.09	3	2	-
R. March	8	7	0	49	141	20.14	1	-	-
R. Zabell	8	9	0	40	180	20.00	1	-	-
A. McKendry	11	13	1	63	212	17.69	1	1	-
B. Cox	7	8	2	34*	103	17.17	6	-	-
J. Carmichael	14	17	2	41	244	16.27	4	-	-
J. Barford	13	13	3	32	123	12.30	21/4 (R)	-	-
R. Le Quesne	8	9	1	36	84	10.50	1	-	-
S. Cumming	8	9	3	4*	8	1.33	-	-	-

Also Batted

A. Taylor	1	2	1	79*	79	79.00	-	1	-
P. Jourdain	4	4	1	54	123	41.00	1	1	-
P. James	1	1	0	33	33	33.00	-	-	-
S. McDowell	2	2	0	26	39	19.50	1	-	-
N. Jansson	5	5	0	39	90	18.00	2	-	-
S. Flynn	2	3	0	27	44	14.67	-	-	-
A. Jacobs	4	6	0	24	87	14.50	1	-	-
G. Clark	5	5	3	11*	24	12.00	2	-	-
S. Lockhart	3	4	0	14	44	11.00	2	-	-
M. Bryce	1	1	0	11	11	11.00	-	-	-
P. Besgrove	5	5	2	10*	23	7.67	1	-	-
C. Burgess	6	7	2	19	37	7.40	2	-	-
M. Burden	3	3	2	4*	6	6.00	6	-	-
G. Livingstone	1	1	0	6	6	6.00	-	-	-
W. Richardson	2	2	0	8	10	5.00	-	-	-
D. Coughlan	5	6	0	14	29	4.83	2	-	-
J. MacFarlane	2	2	0	2	2	1.00	1	-	-
M. Haynes	1	2	0	2	2	1.00	-	-	-
A. Woodman	2	3	1	1*	2	0.67	-	-	-
A. Hughes	1	2	0	1	1	0.50	1/1	-	-

***(R) denotes record

FOURTH ELEVEN STATISTICS (cont)

Bowling:

	<u>O</u>	<u>M</u>	<u>Wkts</u>	<u>Runs</u>	<u>Ave</u>	<u>Swkt/Inns</u>
R. March	126.4	24	32 (R)	367	11.47 (R)	1x6; 1x8
B. Cox	71	13	21	280	13.33	1x5
G. Clark	58	15	9	152	16.89	-
R. Le Quesne	59	5	13	259	19.92	2x5
P. Besgrove	85	13	12	248	20.67	-
C. Burgess	82	10	13	274	21.08	-
S. Cumming	68	11	11	253	23.00	-

Also Bowled

G. Livingstone	18	3	2	58.00	29.00	-
A. McKendry	34	5	5	149	29.80	-
T. Grattan-Smith	18	1	3	94	31.33	-
M. Burden	16	1	1	99	99.00	-
M. Bryce	8	1	0	34	-	-
A. Woodman	4	0	0	23	-	-
J. MacFarlane	4	0	0	14	-	-
M. Haynes	2	0	0	9	-	-

(R) denotes record

FOURTH ELEVEN STATISTICS (cont)

Outstanding Performances:

Batting:

T. Grattan-Smith	112	Vs	Gordon
	86	Vs	Nepean
	57	Vs	Wests
A. Taylor	79*	Vs	St. George
A. McKendry	63	Vs	Mosman
J. Finlay	58	Vs	Northern District
	51	Vs	Sutherland
P. Jourdain	54	Vs	Waverley

Bowling:

R. March	8-71	Vs	Waverley
	6-25	Vs	Mosman
R. Le Quesne	5-46	Vs	Nepean
	5-56	Vs	Gordon
B. Cox	5-58	Vs	Sutherland

FOURTH ELEVEN STATISTICS (cont)

Partnerships:

First Wicket

31 R. Zabell (19) A. McKendry (11) Vs Cumberland

Second Wicket

55 R. Zabell (40) N. Jansson (24) Vs Manly

Third Wicket

87 (R) A. Taylor (79*) J. Finlay (46) Vs St. George

73 A. McKendry (63) J. Carmichael (30) Vs Mosman

Fourth Wicket

77 J. Finlay (48) J. Carmichael (20) Vs Bankstown

58 T. Grattan-Smith (57) J. Finlay (16) Vs Wests

Fifth Wicket

115 (R) T. Grattan-Smith (112) J. Carmichael (38) Vs Gordon

80 J. Finlay (58) J. Carmichael (41) Vs Northern District

Sixth Wicket

91 (R) P. Jourdain (54) R. March (49) Vs Waverley

50 T. Grattan-Smith (112) A. McKendry (20) Vs Gordon

Seventh Wicket

76 (R) T. Grattan-Smith (86) C. Burgess (19) Vs Nepean

Eighth Wicket

31 R. Le Quesne (36) J. Barford (31*) Vs Sutherland

Ninth Wicket

31 (R) J. Barford (32) G. Clark (11*) Vs Petersham

Tenth Wicket

23* R. Le Quesne (14*) P. Besgrove (10*) Vs Gordon

*** (R) denotes record

FIVE 'A' REPORT 1976-77

The Five A's lost their final to Bankstown and thus finished second in the competition - this is essentially the report for this season.

The manner in which we lost the Final is still a source of some pain and I must indulge in a little masochism by describing our 'final style'.

At 10.50 am on the Saturday, Bankstown invited us to bat first on an easy paced pitch. Our goal was to bat for the next 14 hours (i.e. 6pm Sunday) and so claim the premiership.

For the first 47 minutes all went to plan but then the first wicket fell. Then:-

10.47 am.	1 for 33	(no worries)
11.21	2 for 48	(plenty of batting to come)
11.38	3 for 55	(heads down chaps)
11.42	4 for 57	(its a bad dream)
11.55	5 for 57	(thanks for coming)
12.08 pm.	6 for 62	(at least he had to lift his hands to catch it)

In 47 minutes five batsmen departed for 14 runs.

At this stage Glen Clark played a fighting innings and showed the earlier batsmen what could be achieved through a little application. However Glen was run out in silly circumstances at 2.20pm and our only partnership broken. Further salt was added two balls later when the umpire decided that a half volley was close enough for a catch and all resistance was gone.

2.20	6 for 118	
2.30	10 for 122	The last 4 wickets for 4 runs in 10 minutes.

The bowlers bowled well and tightly but Bankstown batted carefully to pass our total with 6 wickets in hand and then bat through until after lunch on the Sunday. Bankstown's batting was clearly superior to ours and this carried the match as I am sure our bowling and fielding was just in front of theirs. Nevertheless our congratulations must go to Bankstown who are worthy premiers and proved this in our two matches against them.

The problems of the final are a fair resume of the team's problems throughout the season. Unpredictable batting, coupled with more than competent bowling and above average fielding is a true description of the team. Batsmen scored runs, but rarely did more than two do so during the one match. A prime example of this was during the semi final when we were 2 for 0 after the first nine balls of the match, yet recovered to score 225.

If these comments appear critical of our batting so it was intended, but the batsmen are justified in claiming that we did reach the final and this was our most successful runscoring season. Three batsmen (Cutler, Richardson and James) scored in excess of 350 runs and five people averaged better than 20 runs per innings... by far the best figures we have produced in this grade so far.

Jeff Cutler topped the batting despite an indifferent start to the season and capped his year with a match winning 53 in the semi and an unbeaten 101 in the season. He is an outstanding fieldsman and with some attention to his offside 'flash' will be an outstanding member of the club in higher grades. Bill Richardson legside shots. Again this can be overcome and the club will get the full benefit of his talent. Chris Kelly, whilst scoring his share of runs,

FIVE 'A' REPORT (cont)

did not dominate the wicket in the manner expected. A more positive approach (like being on time) will see him at the top again next year.

The bowlers all had good seasons. Phil McManis belongs in a higher grade and if he can free himself from work next season will not be in fifths. Phil worked for 24 hours before the final to be available. Glen Clark improved over the season in all departments. If he maintains the dedication he will be a very handy all rounder. Mick Burden showed as a person who can bat when he puts his mind to it and it was his batting (against ST. George) that assured us of a place in the semi. Mick was selected as a bowler and will be better in this sphere when he adopts a stock ball rather than 8 variations per over. Rouse and Edey both did their work efficiently and if they are available for the whole season next year will be assets to the Club. Special mention must be made of Gary Knespal who performed so well in the middle of the season but was displaced for the semi and final. Despite this, Gary came to the nets before the final and offered his services as a workhorse. I am sure that he will solve his run up problems at the pre season nets and be a force in the future.

My disappointment in losing the final shows through this report, however all the players would confirm that we had a most enjoyable and exciting season. Premierships really do not equate with teamwork and friendship. The spirit that was developed was due in no small part to two senior members of the team Derek Haradasa, my vice captain who played cricket superbly and supported me both on and off the field in times of stress equally as well as in times of celebration. Tony Epstein similarly gave this support as a team member and club administrator. I am pleased to report that Tony had a magnificent season behind the stumps.

I must thank the club selectors for their support throughout the season but in particular John Rogers for the assistance he gave the Fifths at practice. At the same time the Five A's congratulate the Firsts for their incredible achievements. My final comment must be directed to the Five B's. Any successes of our team were largely the result of the continuous and unrelenting pressure kept on us by Mullins & Co. Their effort was truly outstanding and as a result UNSW must be certain to take out the Fifths in 77/78.

P.E. James (Captain)

FIVE A STATISTICS 1976-77

<u>ROUND</u>	<u>OPPONENTS</u>	<u>UNSW</u>	<u>OPPOSITION</u>	<u>RESULT</u>	<u>POINTS</u>
1	Balmain	154	80	Win(1st)	6
2	Syd. Uni. B	60	65 & 8-54	Loss(1st)	6
3	Nth. Sydney	Washed out	179	Draw	6
4	Cumberland A	208	83 & 5-223	Win(1st)	12
5	Nth. District B	6-228	65 & 81	Win(outr)	22
6	Mosman	103&5-85	68 & 6-166 dec.	Win (1st)	28
7	Syd. Uni. A	7-108 dec & 160	54 & 225	Loss(outr) 1st inn lead	34
8	UNSW B	4-114 dec & 3-87	113 & 4-114dec	Win 1st	40
9	Sutherland	227 & 6-112	136 & 3-205dec	Win (1st)	46
10	Cumberland B	203 & 8-87	6-301dec	Loss (1st)	46
11	Bankstown	130 & 138	149 & 1-120	Loss (outr)	46
12	St. George	120	116	Win(1st)	52
<u>Semi</u>	Cumberland A	225 & 2-87	124 & 186	Win (outr)	
<u>Final</u>	Bankstown	122 & 5-194	250	Loss (1st)	

SUMMARY

Matches played: 14 Win outright - 2
 Win 1st inn - 6
 Loss 1st inn - 3
 Loss outright
 but 1st inn lead 1
 Loss outright 1
 Draw 1

UNSW lost 166 wickets for 2952 runs average 17.78
 Opponents lost 193 wickets for 3157 runs average 16.36

PLAYER STATISTICS - 5 'A' - 1977

Batting

	<u>Matches</u>	<u>Inn</u>	<u>N.O.</u>	<u>Agg</u>	<u>H.S.</u>	<u>Ave</u>	<u>C/S</u>
J. Cutler	12	19	2	444	101*n.o.	26.1	5
W. Richardson	12	20	3	355	45*n.o.	20.9	4
P. James	13	16	1	353	103	23.5	4
C. Kelly	12	20	1	291	49	15.3	7
S. Flynn	6	11	1	207	41*n.o.	20.7	2
M. Burden	10	13	2	171	38	15.5	2
A. Epstein	12	16	3	153	39	11.8	15/1
D. Haradasa	13	13	4	147	41*n.o.	16.3	7
G. Clark	10	8	4	99	24	24.8	3
J. Rouse	10	11	-	87	14	7.9	7
G. Knespal	7	9	3	46	13	7.7	3

Also Batted

	<u>I</u>	<u>N.O.</u>	<u>Agg</u>	<u>Ave</u>	<u>C/s</u>
J. Le Mesurier	2	1	82	82	4
N. Perger	2	1	81	11	1
J. Finlay	1	0	78	78	
G. Livingstone	3	0	62	20.7	3
A. Graddon	5	0	45	9	1
D. Coghlan	3	0	37	12.3	1
T. Grattan-Smith	2	0	29	14.5	3
A. Hughes	2	0	29	14.5	
P. McManis	5	4	16	16	
S. Jackson	5	0	22	4.4	4
P. Emery	2	1	15	15	1
J. MacFarlane	4	0	14	3.5	6
G. Gilbert	2	0	11	5.5	
R. Le Quesne	1	0	9	9	
S. Hamilton	2	1	7	7	
R. Clark	1	0	7	7	
P. Edey	3	0	7	2.3	
E. Van Irschott	3	0	4	1.3	
A. Woodman	2	0	2	1	
R. Merrell	1	1	0	-	1

Bowling

	<u>O</u>	<u>M</u>	<u>R</u>	<u>W</u>	<u>Ave</u>	<u>SW/I</u>
G. Clark	136	38	410	33	12.4	2
D. Haradasa	125	21	436	31	14.1	2
P. McManis	91	12	356	27	13.2	2
M. Burden	68	15	270	23	11.7	1
J. Rouse	75	8	345	21	16.4	2
G. Knespal	74	14	340	18	18.9	1
P. Edey	79	19	242	14	17.3	

Also Bowled

	<u>O</u>	<u>M</u>	<u>R</u>	<u>W</u>	<u>Ave</u>	<u>SW/I</u>
N. Perger	22	4	10	67	6.7	1
G. Livingstone	31	9	7	65	9.3	
A. Graddon	41	8	5	141	28.2	
S. Hamilton	16	2	2	82	41	
T. Grattan-Smith	9	1	1	18	18	
S. Cumming	9	0	1	44	44	
R. Merrell	9	1	1	45	45	
P. Emery	15	1	1	57	57	
J. Cutler	11	1	1	83	83	
A. Epstein	1	0	0	5		
J. Finlay	1	0	0	8		

FIFTH GRADE (cont)

PARTNERSHIPS:

First	77	J. Cutler	(47)	W. Richardson	(40)	Vs Sutherland
Second	78	C. Kelly	(49)	W. Richardson	(28)	Vs UNSW B
Third	57	J. Cutler	(53)	S. Flynn	(28)	Vs Cumberland A <u>SEMI</u>
Fourth	81	J. Cutler	(101 no)	P. James	(39)	Vs Bankstown <u>FINAL</u>
Fifth	41	J. Cutler	(53)	C. Kelly	(34)	Vs Cumberland A <u>SEMI</u>
Sixth	55	N. Perger	(41)	S. Jackson	(12)	Vs Mosman
Seventh	56	P. James	(27)	G. Clark	(24)	Vs Bankstown <u>FINAL</u>
Eighth	49	M. Burden	(38)	G. Clark	(18)	Vs Cumberland A <u>SEMI</u>
Ninth	29	A. Graddon	(15)	D. Haradasa	(38)	Vs Balmain
Tenth	44	D. Haradasa	(38)	G. Clark	(20 no)	Vs Balmain

OUTSTANDING PERFORMANCES

BATTING

P. James	103	Vs	Sutherland
J. Cutler	101 no	Vs	Bankstown FINAL
	53	Vs	Cumberland A SEMI
J. Finlay	78	Vs	Cumberland A
J. Le Mesurier	68 no	Vs	Nth. District B

BOWLING

P. McManis	7-35	Vs	Waverley
	6-44	Vs	Cumberland A SEMI
J. Rouse	6-22	Vs	Sydney Uni. B
	5-63	Vs	Sydney Uni. A
N. Perger	6-23	Vs	Mosman
G. Clark	6-26	Vs	Cumberland A
	5-44	Vs	Waverley
G. Knespal	6-72	Vs	Sutherland
G. Livingstone	5-15	Vs	Syd. Uni. B
D. Haradasa	5-62	Vs	Nth. Sydney
	5-16	Vs	Sydney Uni. A
M. Burden	5-19	Vs	UNSW B

The initial season for the 5 'B' grade team can be reported a successful one. The team maintained a position in the "top 4" until the last two rounds of the competition, and up till and including the last session of play for the season we pressed for a semi-final berth. At one stage we had the honor of leading the competition and it was not unusual for us to lead the 5 'A' team in the point-score.

Fortunately we were indeed a team, although buffeted by the selections of the higher grades (including 5 'A') there always existed a spirit of friendship and competition. This spirit won us many games, and the lack of it lost us our berth in the semis. I do not know whether our loss to Gordon in the second last round could be attributed to complacency, lack of application, a loss of the will-to-win or maybe over egerness. Whatever the reason, it was this loss that ruined our chances.

As is customary in reports such as this, attention should be drawn to those players whose contribution to the team was of special note. In my opinion every player who represented should be mentioned, because they all produced that little extra at some time or other when it was needed or they were called on to do so.

Of all who tried, none tried harder or longer than Steve "Knees" Gonski, Steve set an example for all to follow - he bowled well, batted well and fielded in a manner that suggested no game was lost until the final ball. I recommend this player to the club and its selectors in future seasons.

If heart were the measure of orictieting ability and guts the measure of run-scoring ability, Doug Baird would have played in the Centenary Test. He was an inspiration to the team and his knowledge of the game and constant encouragement and unselfishness were also of assistance to me.

The spearhead of our attack was Ralph "cuddles" Merrell, top wicket-taker and notable personality on and off the field. He was always on hand to offer assistance, would never apologise when it was wrong and would always remind me when it was right. Ralph is a competitor in the true sense of the word and I thank him for his contribution during the season.

Several players of potential arose in our batting ranks. Phil Williams, with the help of added application will rapidly rise in the grades, and I recommend him to the club and its selectors. Similarly Steve Jackson has a style far beyond the average 5th grade player, and with added confidence will advance much further. Richard Campbell also showed the signs of a top grade batsman (and wicket-keeper) but again his application let him down at crucial moments. In the following season I would also recommend to selectors the undoubted talents of Ian Anderson and Bill Heatherington both country boys who played but a handful of games between them.

Our bowling was the teams strength with good efforts from Paul Edey, Bill Heatherington, Steve Hamilton, Nigel Perger (hat-trick), Phil McManus, Tim Haymet, Peter Watkins and Ren Schofield. None of these players had sufficient matches with the team to really make the mark they should have, although Nigel Perger and Phil McManus went on to better things.

My final words are reserved for my Vice-Captain and friend John "Maca" MacFarlane. A quick glance at the statistics will show the immense importance of Maca to the side. He opened the batting (topping the averages), was an efficient and effective change bowler, kept wicket in exceptional style when needed, was the teams best fieldsman and his aid and advice to me were of an unsurpassable value. Thank you.

To the Club I say thank you, to the Committee and to the selectors (for bear with me) I say thank you, and to my players, I say well done.

GEOFF "Spider" MULL

FIFTH GRADE 'B' STATISTICS 1976-77

Fixture Results

ROUND	OPPONENTS	UNSW	OPPOSITION	RESULT	POINTS
1	Nth. Dist. A	172	7/244	L1	0
2	Balmain	86	120 & 2/21	L1	0
3	Sydney Uni. A	-	106	D	0
4	North Sydney	110 & 2/64	70 & 101	Wo	10
5	Mosman M-H	144	129 & 6/122	W1	16
6	Cumberland A	9/115(dec) & 9/19	107 & 6/138(dec)	W1	22
7	Nth. Dist. B	222	73 & 139	W0	32
8	UNSW A	113 & 4/114(dec)	4/114(dec) & 3/87	L1	32
9	Sydney Uni B	171 & 5/43	127 & 154	W1	38
10	Sutherland	145 & 5/77	63 & 155	W0	48
11	Cumberland B	143 & 6/154	157	L1	48
12	Gordon	130 & 4/40	168 & 4/95(dec)	L1	48
13	Bankstown	140	162	L1	48

SUMMARY

Matches Played : 13
 Won Outright : 3
 Won First : 3
 Drawn : 1
 Lost First : 6
 Lost Outright : -

Average/Wickets:

UNSW 2382 Runs for 145 wkts at 16.43
 OPPOSITION 2652 Runs for 182 wkts at 14.57

OUTSTANDING PERFORMANCES

Batting

S. Flynn 56 Vs UNSW A
 52 Vs Nth. Districts B
 J. MacFarlane 55 Vs Sydney Uni A
 51 Vs Cumberland B
 P. Williams 77 Vs Nth Districts B
 G. Le Messurier 51 Vs Nth Districts A

FIFTH GRADE 'B' (cont)

Batting

	<u>M</u>	<u>Inn</u>	<u>N.O</u>	<u>H.S.</u>	<u>Agg</u>	<u>Ave.</u>	<u>50's</u>	<u>C/ST</u>
J. MacFarlane	10	15	2	55	288	22.2	2	16/2
P. Williams	4	7	-	77	137	19.4	1	-
S. Gonski	11	11	3	37	150	18.8	-	12
R. Campbell	4	7	-	31	107	15.3	-	3/1
D. Baird	8	12	-	34	161	13.4	-	3
S. Jackson	7	8	1	34	83	11.9	-	1
A. Graddon	7	7	1	21	70	11.7	-	2
G. Mullins	13	15	1	26	155	11.1	-	6
R. Merrell	8	7	2	16	51	10.2	-	-
J. Kirkaldy	8	8	1	25	69	9.9	-	3

Also Batted

T. Grattan-Smith	2	1	-	44	44	44.0	-	1
W. Heatherington	2	3	1	36	77	38.5	-	1
G. Le Messurier	2	2	-	51	59	29.5	1	1/1
S. Flynn	4	5	-	56	144	28.8	2	-
S. Hamilton	4	4	2	20	38	19.0	-	3
I. Anderson	1	1	-	19	19	19.0	-	-
P. Watkins	2	2	-	24	32	16.0	-	-
W. Richardson	2	3	-	37	41	13.7	-	1
A. Hughes	4	6	1	34	57	11.4	-	0/1
D. Coghlan	2	4	1	10	25	8.3	-	1
J. Coward	2	4	1	16	24	8.0	-	1
C. Kelly	2	2	1	8*	8	8.0	-	-
G. Knespal	4	4	-	22	31	7.8	-	2
R. Clarke	5	4	-	25	29	7.3	-	6
P. Edey	2	1	-	6	6	6.0	-	-
A. Woodman	2	2	-	10	10	5.0	-	2
K. Schofield	3	3	2	4	4	5.0	-	1
G. Gilbert	2	2	-	6	8	4.0	-	2
R. LeQuesne	2	2	-	7	8	4.0	-	2
N. Perger	1	1	-	4	4	4.0	-	-
E. Van Ierschot	4	3	-	4	4	1.3	-	1
P. McManis	2	2	1	1*	1	1.0	-	1
T. Haymet	1	1	-	0	0	0.0	-	-
M. Haynes	1	1	-	0	0	0.0	-	-
A. Taylor	1	1	-	0	0	0.0	-	-

FIFTH GRADE 'B' (Cont)

Bowling:

	<u>O</u>	<u>M</u>	<u>Wkts</u>	<u>Runs</u>	<u>Ave</u>	<u>5wkt/Inn</u>
P. Watkins	39	6	14	101	7.2	1x7
P. Edey	30	8	12	105	8.8	1x7;1x5
S. Hamilton	44	9	14	136	9.7	1x8
P. McManis	36.7	8	12	132	11.0	1x6
J. MacFarlane	73.4	22	15	186	12.4	-
A. Graddon	54	8	12	173	14.4	-
S. Gonski	75.5	6	16	243	15.2	1x7
R. Merrell	118	7	32	489	15.3	1x6;1x5
G. Mullins	111.1	17	20	439	21.9	-

Also Bowled

T. Haymet	17	8	7	34	4.9	1x7
T. Grattan-Smith	5.6	-	4	20	5.0	-
N. Perger	21	7	5	32	6.4	-
W. Heatherington	27	6	6	70	11.7	-
K. Schofield	28	3	4	89	22.3	-
G. Knespal	34.1	8	4	92	23.0	-
A. Woodman	6	0	0	36	-	-
J. Kirkaldy	4	0	0	36	-	-
S. Jackson	3	0	0	6	-	-
D. Baird	2	0	0	5	-	-
W. Richardson	1	0	0	4	-	-

FIFTH GRADE 'B' (cont)

Bowling:

S. Hamilton	8-30	Vs	Nth Districts B
T. Haymet	7-34	Vs	Balmain
P. Watkins	7-36 3-25	Vs	Nth Sydney
S. Gonski	7-39	Vs	Nth District B
P. Edey	7-47	Vs	Sydney Uni. B
	5-58	Vs	Bankstown
P. McManis	6-23	Vs	Sutherland
R. Merrell	6-61	Vs	Cumberland B
	5-31	Vs	Sydney Uni B

PARTNERSHIPS:

First Wicket

76 J. MacFarlane (55) D. Baird (34) Vs Sydney Uni A.
72 W. Richardson (37) J. MacFarlane (34) Vs Mosman

Second Wicket

78 S. Flynn (56) A. Hughes (34) Vs UNSW A
53 G. Le Messurier (51) J. MacFarlane (28) Vs Nth District A

Third Wicket

80 P. Williams (77) S. Flynn (52) Vs Nth. District B.

Fourth Wicket

45 S. Flynn (52) G. Mullins (21) Vs Nth. District B.

Fifth Wicket

20 G. Mullins (21) G. Gilbert (16) Vs Nth District B

Sixth Wicket

47 S. Gonski (37) S. Jackson (32) Vs Gordon

Seventh Wicket

25 A. Graddon (18) S. Gonski (15) Vs Sutherland

Eighth Wicket

41 T. Crattan-Smith (44) R. Clarke (25) Vs. Nth Sydney

Ninth Wicket

59 T. Grattan-Smith (44) P. Watkins (24) Vs. Nth Sydney

Tenth Wicket

33 S. Gonski (22*) R. Merrell (13) Vs. Cumberland B.

CITY AND SUBURBAN STATISTICS 1976-77

Match Results

<u>Game</u>	<u>Opponents</u>	<u>U.N.S.W.</u>	<u>OPPOSITION</u>	<u>RESULT</u>
1	Burwood	84	110	Lost
2	Knox Old Boys	52	79	Lost
3	Quantas	192	85	Won
4	C.S.I.R.O. (Radio Physics)	109	9/146	Lost
5	Macabians	170	172	Lost
6	Knox Old Boys	2/111	100	Won
7	LNSW Rugby Club	124	169	Lost
8	729 Club	163	7/167	Lost
9	Cranbrook Old Boys	3/161	193	Drawn
10	C.S.I.R.O. (Prospect)	139	110	Won
11	Macquarie University	113	5/171	Lost
12	729 Club	182	8/197	Lost

SUMMARY:

PLAYED	:	12
WCN	:	3
DRAWN	:	1
LOST	:	8

BATTING :

	<u>M</u>	<u>Inn</u>	<u>N.O</u>	<u>H.S.</u>	<u>Agg</u>	<u>Ave</u>	<u>C/ST</u>	<u>50's</u>
Watson	2	2	1	72*	136	136.0	1/1	2
Campbell	2	2	1	68*	88	88.0	1/2	1
Epstein	2	2	-	65	79	39.5	-	1
Deegan	4	4	2	47	78	39.0	0/2	-
Chapman	1	1	-	38	38	38.0	1	-
Jones	4	4	-	50	140	35.0	1	1
Flynn	4	4	-	71	98	24.5	2	1
Baird	5	5	-	51	121	24.2	1	1
Le Quesne	6	6	-	44	139	23.2	-	-
Wijeratne	1	1	-	23	23	23.0	-	-
Williams	6	6	-	42	136	22.7	2	-
Jackson	2	2	-	37	38	19.0	-	-
Zaccuria	1	1	-	19	19	19.0	-	-
Gonski	2	2	-	30	34	17.0	-	-

Batting (cont)

	<u>M</u>	<u>Inn</u>	<u>N.O</u>	<u>H.S</u>	<u>Agg</u>	<u>Ave</u>	<u>C/ST</u>	<u>50's</u>
MacFarlane	2	2	-	29	33	16.5	-	-
Richardson	3	3	1	17	31	15.5	-	-
Barford	1	1	-	15	15	15.0	-	-
Anderson	2	2	-	21	25	12.5	-	-
East	1	1	-	11	11	11.0	-	-
Woodman J.	1	1	-	11	11	11.0	-	-
Woodman A	9	8	1	44	76	10.9	-	-
Merrell	2	2	-	14	16	8.0	-	-
Patterson	1	1	-	8	8	8.0	1	-
Martin	6	5	-	28	38	7.6	2	-
Murray	2	2	-	15	15	7.5	-	-
MacMillian	1	1	-	7	7	7.0	-	-
Clarke	3	3	-	13	20	6.8	-	-
Knespal	2	2	1	5	5	5.0	-	-
Boyce	6	6	-	11	25	4.2	-	-
Beith	1	1	-	4*	4	-	1	-
Vlasparas	1	1	-	4	4	4.0	-	-
Tucker	1	1	-	4	4	4.0	-	-
Hughes	3	3	-	9	10	3.3	-	-
Hunt	1	1	-	3	3	3.0	-	-
Meagher	1	1	-	3	3	3.0	-	-
Hernage	1	1	-	4	5	2.5	-	-
Balph	1	1	-	2	2	2.0	-	-
Causley	1	1	-	2	2	2.0	-	-
Cumming	2	2	-	2	3	1.5	-	-
Glanville	1	1	-	1	1	1.0	-	-
McQueen	1	1	-	1	1	1.0	-	-
Robson	1	1	-	1	1	1.0	-	-
Burden	1	1	-	0	0	0.0	-	-
Carson	1	1	-	0	0	0.0	-	-
Gilbert	1	1	-	0	0	0.0	-	-
Graddon	2	2	-	0	0	0.0	1	-
McMaster	3	3	1	0	0	0.0	1	-
Schofield	5	5	2	0	0	0.0	-	-
Wurth	1	1	1	0	0	-	-	-
Ingleson	1	-	-	-	-	-	-	-
Kirkwood	1	-	-	-	-	-	-	-
Lawson	1	-	-	-	-	-	-	-

CITY & SUBURBAN (cont)

<u>Bowling:</u>	<u>O</u>	<u>M</u>	<u>WK</u>	<u>Runs</u>	<u>Ave</u>	<u>SWR/Inn</u>
Knespal	14	1	9	46	5.1	1
Deegan	11	3	4	29	7.3	-
Watson	12.5	1	5	54	10.8	1
Le Quesne	27	2	11	135	12.3	-
Woodman	22	1	9	125	13.9	-
MacFarlane	20	2	6	94	15.7	1
Merrell	15	-	4	87	21.7	-
Schofield	33	2	6	133	22.2	-
Martin	14	2	3	67	22.3	-
Cummings	22	2	2	78	39.0	-
Jones	16	-	2	89	44.5	-
Richardson	10	-	1	66	66.0	-
<u>Also Bowled</u>						
East	1.3	-	3	2	0.7	-
Gonski	8	1	5	22	4.4	-
Beith	2	-	2	9	4.5	-
Barford	1	-	1	5	5.0	-
Flynn	1	-	1	7	7.0	-
Lawson	4	1	1	7	7.0	-
Glanville	5.5	2	2	21	10.5	-
Kirkwood	7	1	3	32	10.7	-
Patterson	2	-	1	13	13.0	-
Wijeratne	5	1	1	20	20.0	-
McMaster	5.4	-	1	21	21.0	-
Tucker	5	1	1	22	22.0	-
Gradden	9	1	1	23	23.0	-
Ingleson	7	-	2	52	26.0	-
Anderson	4	1	1	27	27.0	-
Burden	6	1	1	32	32.0	-
Hughes	7	-	1	43	43.0	-
Cummings	9	-	1	60	60.0	-
McQueen	1	-	-	7	-	-
McMillan	2	-	-	9	-	-
Chapman	4	1	-	10	-	-
Zaccuria	1	-	-	15	-	-
Williams	3	-	-	20	-	-
Robson	5	1	-	22	-	-
Meagher	3	-	-	25	-	-

POIDEVIN GRAY REPORT

As the team assembled at Sydney University Oval on December 27 for our first game, I was pleasantly surprised to see us have the full quota of players there ready for action. After all, we had players coming from all over the state including A. Livingstone and N. Perger from Albury, P. Jourdain and A. Lawson from Wagga, J. Carmichael from Crookwell, myself from Goulburn, and G. Kirkwood from Bankstown. Therefore, to play each of these Poidevin-Gray games over the festive season required a great deal of travelling, and complete dedication from a number of players.

The dedication and application shown this season probably accounted for our success in winning the competition, and contributed to the great team spirit that prevailed throughout the competition. The atmosphere and team spirit throughout the club was much higher than that seen in opposition clubs. This was the case even though we had controversial and fiery characters such as G. Lawson, M. Watt, G. Watson, and P. G. Smith through the Uni ranks. These players added much colour and glamour on the field, and much amusement off it. (Just ask the Manager of Gordon Rugby Club). Team spirit was also probably increased because of heavy instructions of no 'sledging'.

Although in previous seasons the P.G. team may have suffered because of nerves and inexperience, the team this year took on a solid, more experienced look with far greater depth. Each player made a notable contribution at some time during the season, and this was far different to what had been the case in previous seasons. Every player had considerable natural ability and we realised that if we played anywhere near our full potential there was a big chance of victory. Fortunately all players did succeed, and at various stages when we looked in trouble we always managed to pull out of it. The University of NSW fully deserved to win this competition and our superiority was shown in most games.

All players and officials must be congratulated for the work they did which culminated in us winning this competition. This was Uni of NSW's first major win since joining the Grade Ranks only four seasons ago, and the satisfaction surrounding this win was just as great as that in the 1st Grade and 6-A-Side win.

To obtain a place in the semi-finals of P.G. we had to play three games, against Sydney University, Sydney, and Wests. To perform so well against Sydney University only two days after Christmas was an excellent team effort. We batted first on a very bright morning and rattled up a quick 230 before declaring, with Watt (24), Howard (46) and Robson (89) turning in good efforts. Sydney University then proceeded to bat like a bunch of "Mike Nelsons" and were routed for round 100 in the first innings, and then were 7-25 in the second. Geoff Lawson put in a very impressive spell to capture 5 for 40, and 4 for 5, on an unresponsive wicket. The inner city club of Sydney, were our next opponents and after skittling them for 134, mainly due to the guile and cunning of Geoff Kirkwood's spinners, we quickly passed their total for the loss of 5 wickets. "Kirky" completed a fine game with a useful batting effort and once again proved what a versatile character he is.

After our two initial successes there was great confidence throughout our ranks, and there were ideas expressed that we should spend the rest of the week in a live-in camp at Narrabeen. However, these ideas were dropped after hamstring and tendon injuries were sustained by a number of players

in a Country-City game played in the Sam Cracknell Pavilion. Incidentally, for all those interested, the composition of the country team was limited to those who have spent more than 15 years in the country although a four import rule applied. Despite much 'sledging' and glass throwing, country completely dominated the game and proved worthy winners.

After a few days rest, and after complete analysis of other games, we realised that a draw against Wests would probably enable us to reach the semi-finals. However, we were never in trouble throughout the game and even when rain did eventually halt play we were in no trouble. Excellent batting by all the top order in which no-one failed, Watt (56), Livingstone (68), and Jansson (76) enabled us to declare at 3 for 250. Wests had battled to 3 for 110 before the rain came down, and Wales left the field confident of success in the semis.

The well established St George were our opponents in the semis, and with the match being played over two full days a great battle was expected to evolve. And this it did, for this match had the tension and feeling of a Rugby League Grand Final. St George batted very well in perfect conditions on the first day to total 275, and although this was a large total it was pleasing the way the team stuck to its task. Mick Bryce turned in one of his best ever performances and took 4 wickets in a marathon spell. The Uni fightback was dramatically shown on the second day, and after an initial slump fine defensive batting by the Uni team enabled us to bat it out for a draw and thus go into the final. St George didn't have the necessary ability to get us out in the full day's play, and thus with our better performances in previous games we fully deserved our final spot. Despite much sledging and controversy throughout the game it was "thanks for coming" St George.

The Final was played at SCG No.2 and we were fortunate in having probably the two best umpires in Sydney officiate in this game, namely 'Rocky' Harris and Tom Brooks. On a perfect cricket wicket we totalled 249, which was highlighted by an excellent start, mainly due to Greg Livingstone's stroke-making 55. His work was carried on by very useful 20's by 'Jacky' Jourdain, Dave Meaghers, and Geoff Lawson, and a 78 from Robson. This total proved to be more than adequate as the fiery pace bowling trio of Lawson, Bryce and Perger never allowed Cumberland into the game. "Henry" Lawson's bowling in this game, whilst very controversial, was top class and enabled him to win the Richie Benaud Award for the Poidevin Gray Competition.

A feature of this match was the magnificent fielding of the Uni team, with both Steve Howard and Mick Watt being really outstanding. It was a fine team performance by the Uni eleven, and the celebrations which followed were thoroughly earned. After we D.I.O (drank it out) at SCG many club patrons, players, and officials, including Messrs Jansson, Jourdain, Clark, Carmichael, and McMaster, progressed to the Coogee Bay Hotel where they turned on useful performances for the volatile crowd which had gathered there.

The success of this team would not have been possible without the aid of Roger March. "Groucho" was always there to organise everything, and his bright and imaginative tactical discussions often proved the turning point in vital games. Also thanks to our other great supporters such as John Barford, Al Goodwin, "Splinter", Jill, "Gulgong" and "Chappo". A very successful and enjoyable season was experienced by the Uni Club this year, and with a similar approach to our cricket next year, and with a man such as John Rogers at the top, the future success of this Club looks assured.

JIM ROBSON.

PGIDEVIN-GRAY STATISTICS 1976-77

Fixture Results:

Round	Opponents	Score	Wickets	Runs
1	Sydney Uni	7/227 (dec)	103 & 7/25	WI 6
2	Sydney	24/124 (dec)	122 & 1/59	WI 12
3	Western Suburbs	3/248 (dec)	2/125	D 12

SEMI FINAL	St. George	8/230	9/275 (dec)	D
FINAL	Central Cumberland	250 & 0/40	125	CHAMPIONS!

U.N.S.W. : 1119 runs for 32 wkts. = 34.99

OPPOSITION : 834 runs for 49 wkts. = 17.01

The Final was played at RCE for the first time in Sydney cricket in this way, usually being held at the Sydney Cricket Ground. On a ground in better shape than the Sydney Cricket Ground, which was highlighted by an excellent match, made for an interesting day's cricket. The match was a close-run thing, with the home side leading at the end of the first day. The second day was a very exciting one, with the visitors leading at the end of the first day. The match was a very close one, with the home side leading at the end of the first day. The match was a very close one, with the home side leading at the end of the first day.

The average of the batsmen in this match was 17.01, which is a very low average. This was due to the fact that the batsmen were not very successful in this match. The bowlers were very successful in this match, with the home side leading at the end of the first day. The match was a very close one, with the home side leading at the end of the first day. The match was a very close one, with the home side leading at the end of the first day.

POIDEVIN - GRAY FINAL

UNIVERSITY OF N.S.W. 1ST INNINGS

M. Watt	6
G. Livingstone	55
N. Jansson	11
J. Robson	78
N. Perger	1
G. Kirkwood	0
P. Jourdain	25
D. Meagher	23
S. Howard	4
G. Lawson	N.O. 21
M. Bryce	0
	<hr/>
	250
	<hr/>

Fall of wicket:

1-27, 2-48, 3-108, 4-111. 5-116, 6-189. 7-196, 8-201,
9-240, 10-250.

CENTRAL - CUMBERLAND 1ST INNINGS

G. Langton	c	Howard	b	Lawson	2
G. McCullough			b	Lawson	12
D. Molesworth	c	Watt	b	Robson	33
M. Sargent	c	Howard	b	Lawson	5
P. Matthews	c	Howard	b	Lawson	8
G. Matthews	c	Robson	b	Lawson	0
M. Stanojevic	c	Howard	b	Lawson	10
D. Parker		L.B.W.	-	Kirkwood	5
P. Bugg			b	Lawson	26
I. Monaghan	c	Kirkwood	b	Robson	9
M. Rolls				N.O.	0
Sundries					15

125

<u>Bowling :</u>	<u>O</u>	<u>M</u>	<u>R</u>	<u>W</u>	
G. Lawson	22	9	43	7	University of N.S.W.
M. Bryce	6	3	11	0	won on 1st Innings by
N. Perger	17	6	35	0	125 runs.
G. Kirkwood	8	3	12	1	
J. Robson	24	0	9	2	

MARKY YASH ...

...

Batting :

	<u>M</u>	<u>Inns</u>	<u>N.O.</u>	<u>H.S.</u>	<u>Agg</u>	<u>Ave</u>	<u>50's</u>	<u>C/St.</u>
J. Robson	5	5	3	89	261	130.5	2	5
G. Livingstone	5	5	-	74	234	46.8	3	2
N. Jansson	5	6	1	68	165	35	1	1
M. Watt	5	6	1	56	136	17.2	1	4
G. Lawson	5	2	1	35	56	56	-	1
S. Howard	5	4	2	47*	56	28	-	8/1
G. Kirkwood	5	4	-	48	68	17	-	3
P. Jourdain	5	3	-	25	36	12	-	-
D. Meagher	5	3	-	23	31	10.33	-	1
N. Perger	4	2	1	1	1	1	-	-
M. Bryce	5	1	-	0	0	-	-	4

J. Carmichael played 1 match but did not bat (T.F.C.)

Bowling:

	<u>O</u>	<u>M</u>	<u>R</u>	<u>W</u>	<u>Ave</u>	<u>SW/I</u>
G. Lawson	88.7	23	246	23	10.69	2
G. Kirkwood	57	8	126	8	15.75	-
M. Bryce	42	7	130	6	21.66	-
N. Perger	52	15	131	5	26.2	-
G. Livingstone	9	-	37	3	12.33	-
J. Robson	7.4	-	56	2	28	-
M. Watt	1	-	6	-	-	-

As well, P. Jourdain is rumoured to have bowled 1 over in fading light....

UNIVERSITY OF NEW SOUTH WALES WOMEN'S CRICKET ANNUAL REPORT

This season was not quite as successful as our first, but it was enjoyed nonetheless. For the first half of the competition we only had one player left from last season's team, but Gillian Myers returned for the last part of the season.

Once again, only half of the team had played cricket before, but the other half were keen and quick to learn, and by the end of the season we were all scoring runs and enjoying ourselves.

We came third in the competition this year and so did not make the semi-finals, but we only missed out by a couple of points, so our hopes are high for next year.

The bowling performances were very pleasing, with some outstanding performances from Sandy Baldwin and Ruth Ingram. Sandy was valuable through her consistency throughout the season. Her more outstanding efforts were taking 5/7 in nine overs, and 3/1 in three overs. Ruth Ingram worked hard at her game, and the results were seen in such figures as 3/4 in one over, and 2/2 in four overs.

There were also three hat tricks in the season; one for Ruth Ingram, and two for Jenny Calcraft.

Fielding was the area with the most notable improvement, the non-cricketers quickly learning. The main reason we slipped down the ladder this season was because of all the dropped catches in the first few matches, but at the end of the season we had all managed to hold some catches. Pam McLachlan deserves the fielding award for her improvement, more than for outstanding play. She fields cleanly and was eager to learn.

Figures:

Batting Average:	Jenny Calcraft	30
Most No. of Wickets:	Sandy Baldwin	34
Best Fielder:	Pam McLachlan	

Team

Jenny Calcraft
Gillian Myers (2nd half)
Sandy Baldwin
Ros Baldwin
Ruth Ingram
Pam McLachlan
Jeni Cowan
Judy Miller
Kerry Pierson
Di Hutton
Sally Brisbane (1st half)
Patti Haupt
Sandy Thompson
Susannah Dodgson-Schneider

THE MAGNIFICENT SEVEN (OR THE CANBERRA 6-A-SIDE)

By A. Poet
(Henry Lawson)

Legends are born not often
At that you cannot laugh
But listen a while
And I'll tell you a tale
Of a cricket team and a half

In Canberra town it came to pass
That they had a cricket pride
So they rustled up some money
And played a "six-a-side"

The Uni boys they heard of this
And being sports men of note
They entered in this little game
('Cause half of them were broke')

They had skill (as well as other things)
Such as guidance, sent from heaven?
Those six players - plus Splinter
South went the Magnificent Seven

Each player had his ideas
On how to play the game
The manager knew the angles
The combination was insane

Chris Chapman was the leader
The boy had so much skill
Not only could he bat and field
With the ball he was known to kill

Chappo was a "Joe Cool"
A little bit of a honey?
But when it came to cricket
This boy got the money

The first game started early
A little bit after eight
But Jock Strap did a Kirkie
He was 20 minutes late

Tactics were quite vital
But Jock had quite a few
I'm just glad Fiery didn't go
We would have had a blue

Gulgong said to bat first
Markus thought that too
Henry was dumbfounded
(which is nothing new)

The money flew like a Robson edge
Around the betting ring
The odds were ever changing
The prices were the thing

"It's 6/4 Uni", and "evens the Gays"
"Evens the Gays? They've seen better days"
"What about 3s - I'd like to have 10"
"I'll take your 10 - then come back again"
"What about 2s and I'll put it on them"
"Put it on them? - They can't play at all"
"Can't play at all? - just give 'em the ball"
"They'll beat your lot - and at a trot
Great skill and ability thats what we'll show 'em"
But enough of this talk lets get on with the poem

The final began in twilight
A large crowd gathered by
Splinter put the word out
That the Gordon Gays would die

Gulgong started bowling
The atmosphere was thick
Chappo stalked the covers
Jock waited for a snick

The batsman was quite nervous
He needed to be soothed
But he wasn't out there for long
When he had his leg stump removed

Wickets were falling quickly
The Uni boys were set
The favourites looked like losing
So Splinter doubled his bet

With their score on 26
The final wicket fell
Henry didn't bowl at all
(Which was just as well)

Chappo had done the damage
With his fiery right arm seamers
3 wickets in one over
Put Gordon through the cleaners

The light was quickly fading
When Mark strode to the wicket
Craig Feifer called him a cowboy
So Mark told him where to stick it

We didn't get off to a real good start
Things were rather crook
But I think we'll go a whole lot better
When Chappo learns to hook

2 for 2 the scoreboard read
As Jungle joined the "Doc"
"No place for getting run-out"
Said Jungle to young Jock'

But when they got together
Splinter and the boys
The minds would roll like clockwork
And produce the winning plays

Gulgong would open the bowling
Then Mark would get the ball
Jungle was followed by Chappo
And Henry did damn all

The wickets were made of concrete
The grounds were very small
Jim Robson turned cowboy
And really hit the ball

In fact he played his favourite shot
When we got in a fix
He's the only bloke I've ever seen
Play a late cut for a six

In the semi, we played West Canberra
A side by no means meek
We got ourselves in trouble early
And the future looked quite bleak

But Chappo got us out of it
With an innings full of cunning
And all he said to 'em afterwards was
"Thank you Wests for coming"

Let me tell you about this dig
Upon the Ainslie clover
When he hit this cowboy for 4 sixes
All within one over

Into the final Uni marched
Although their passage had been hairy
They met a mob called the "Gordon Gays"
They were just a pack of fairies

They had this tonker who wasn't well
He was fit as a soggy sock
They asked a doctor if he could play-
"Definitely not" - said Jock

The toss was tossed
I think we lost?
We fielded anyhow
The large crowd became anxious
And some one started a row

I think it was manager Splinter
Although I'm not quite sure
He's such a quiet, meek fellow
But "Mr. Sydney Uni" it's said
Started to turn pale yellow


"Cause Jungle's got this history
Of running people out
Ask Jack Jourdain or P. G-Smith
- he's the best about

But calmly and collectively
The score it mounted up
Till finally the game was ours
And Wales had the cup

Splinter saw his bookie
And collected all his loot
The rest of the boys, they went to the bar
To get as full as a boot

We got our cash and headed home
But Canberra lives in fear
"Cause in their minds they know that we'll
Be back again next year.

1ST XI - PREMIERS 1976/77




Standing: (from L to R) C. Chapman, S. Campbell, G. Watson, A. Goodwin (scorer), G. Lawson, M. Ray, A. McMaster (Manager).

Seated: R. Pym, P. Gratton Smith, J. Rogers (Captain), J. O'Brien, J. Robson.

In Front: G. Livingstone, P. Deegan, M. Watt.

POIDEVIN GRAY XI - PREMIERS 1976/77



Standing: (from L to R) N. Perger, N. Jansson, D. Meagher, G. Livingstone, G. Kirkwood, M. Watt, J. Carmichael.

In Front: P. Jourdain, M. Bryce, J. Robson (Captain), G. Lawson, S. Howard.

LEADING RUN SCORERS

	Inns		GRADE	NO	HS	Agg		GRADE	TOTAL	AVERAGE	50's
	M & S	C & S				M & S	C & S				
A. Taylor	260	79	33	105*	4556	1379	5935	19.4	23		
H. Bundy	225	-	23	151	5536	-	5536	26.4	31		
R. Lucas	197	-	24	129	4227	-	4227	24.4	20		
M. Reidy	155	-	12	118	3807	-	3807	26.6	21		
B. Andrews	148	4	17	97	3297	35	3332	24.7	17		
S. Livingstone	276	23	34	103*	3004	100	3172	13.0	17		
T. Creer	203	-	15	121	2836	-	2836	15.1	12		
J. Martel	52	84	13	106*	1200	1634	2834	23.0	14		
A. Epstein	124	82	29	65	1740	1051	2791	15.8	14		
T. Downes	193	-	12	74*	2708	-	2708	15.0	7		
M. Ray	15	94	5	105	343	2202	2545	24.5	14		
R. Robertson	72	56	24	90	1576	959	2535	24.4	9		
P. Clarke	118	-	20	106*	2234	-	2234	22.8	7		
J. Pigott	75	-	5	166	2226	-	2226	31.8	12		
J. Chegwyn	95	-	3	77	2207	-	2207	24.0	10		
J. Dorman	111	44	14	101*	1742	438	2180	15.5	6		
G. Cole	101	17	8	82	1724	278	2002	18.2	8		
J. Cutler	39	72	6	101*	594	1325	1919	18.3	7		
P. James	84	56	12	103	968	928	1896	14.8	3		
D. Wills	82	5	6	101*	1760	89	1849	22.8	12		
D. Smith	44	20	8	115*	1285	453	1738	31.0	9		
J. Hall	217	-	9	49	1706	-	1706	8.2	-		
K. Daly	52	-	11	161*	1650	-	1650	40.2	13		
I. Duncan	101	-	4	63	1606	-	1606	17.0	3		
G. Garland	116	64	74	98	1077	473	1550	14.6	2		
P. Ward	98	-	14	100*	1513	-	1513	18.0	2		
J. Middleton	129	9	35	48*	1421	37	1458	14.3	-		
J. Barford	47	72	18	81	499	866	1385	13.7	3		
H. Hopkins	71	15	6	102	1237	100	1337	16.8	3		
I. Smith	-	82	7	63	-	1313	1313	17.5	5		
A. Dietsch	46	16	3	92	1091	206	1297	32.0	8		
C. Chapman	1	59	7	87*	38	1181	1219	23.0	5		
J. Healy	46	-	6	102*	1204	-	1204	30.1	9		
J. Robson	1	64	9	97	1	1190	1191	21.3	6		

LEADING RUN SCORERS (cont)

	Inns M & S C & S	GRADE	NO	IS	Agg M & S C & S	GRADE	TOTAL	AVGE	50's
R. Warrender	73	-	5	65	1185	-	1185	17.4	4
A. Thomas	74	-	13	113	1154	-	1154	18.0	4
D. Pratt	-	70	3	71*	-	1150	1150	17.2	3
G. Sylvester	43	-	10	126*	1113	-	1113	33.8	10
D. Pocock	70	-	5	57*	1043	-	1043*	16.1	3
A. Wijeratne	1	53	7	85*	23	1020	1043	22.2	6
G. Watson	2	59	18	72*	136	894	1030	24.0	6

LEADING WICKET TAKERS

	<u>OVERS</u>	<u>MAIDENS</u>	<u>RUNS</u>	<u>M & S C & S</u>	<u>WICKETS GRADE</u>	<u>TOTAL</u>	<u>AVGE.</u>
G. Garland	1936	371	6463	408	115	523	12.4
J. Middleton	1936	365	6206	430	7	446	14.4
P. Schofield	1437	221	5528	445	-	445	12.4
S. Livingstone	1434	99	7074	390	16	406	17.4
A. Turner	1217	218	3888	255	-	255	15.2
B. Docknell	826	122	2983	246	-	246	12.2
G. Cole	800	79	3328	192	16	208	16.0
R. Priess	983	140	3207	198	6	204	15.7
R. Bayfield	867	155	2690	200	-	200	13.5
I. Lowe	52	128	3368	198	-	198	16.9
R. Ward	111	130	2482	193	-	193	12.9
K. Schofield	727	102	2685	168	7	175	15.3
R. Merrell	700	61	2800	50	121	171	16.4
G. Robinson	586	104	2088	164	2	166	12.9
J. Pratley	7716	82	2871	161	-	161	17.8
P. Emery	683	126	2419	152	1	153	15.8
F. Grattan-Smith	807	162	2674	-	143	143	18.7
M. Ray	679	94	2314	-	126	126	17.6
J. Beard	555	62	2454	124	-	124	19.8
P. Southwell-Keely	362	56	1413	123	-	123	11.5
D. Stockley	329	25	1433	114	-	114	12.6
P. Watkins	535	76	2138	-	114	114	18.8
D. Clarke	436	40	2140	113	-	113	18.9
T. Downes	338	28	2952	112	-	112	18.3
S. Van Der Sluys	631	115	2202	-	111	111	19.8
S. Campbell	428	48	1814	-	107	107	16.9
R. Warrender	523	54	2225	107	-	107	20.8
G. Watson	612	126	1822	5	96	101	18.0

LEADING DISMISSALS

	Catch		Stumpings		TOTAL
	M & S	GRADE	M & S	GRADE	
	C & S		C & S		
C. Barrington	137	6	68	1	212
J. Barford	33	66	5	18	122
A. Epstein	45	58	6	1	110
E. Berkson	71	20	7	1	99
G. Garland	74	23	-	-	97
H. Hopkins	67	5	13	1	86
J. Martel	33	42	-	-	75
G. Cole	65	8	-	-	73
D. Wills	55	6	10	-	71
J. Middleton	68	-	-	-	68
P. Schofield	68	-	-	-	68
A. Taylor	57	11	-	-	68
J. Pigott	50	-	13	-	63
R. Lucas	58	-	4	-	62
R. Levi	38	-	23	-	61
J. MacFarlane	8	40	1	6	55
J. Chegwyn	48	-	6	-	54
B. Cox	37	13	-	-	50

INDIVIDUAL CLUB RECORD

GRADE COMPETITION

N.B. N & S and C & S records can be found in the 1973/74 Annual Report.

FIRST GRADE

Highest Score	284	Vs.	Petersham (Final)	1976/77
Lowest Score	75	Vs.	Cumberland	1974/75
Batting Aggregate	608		M. Ray	1976/77
Batting Average	34.8		G. Watson	1975/76
Record Score	106*		J. Martel Vs. North Sydney	1973/74
Bowling Aggregate	48		S. Van Der Sluys	1974/75
Bowling Average	14.4		S. Van Der Sluys	1974/75
Most Catches	17		M. Ray	1975/76
Wicket Keeper	22/4		R. Mansfield	1973/74

SECPMD GRADE

Highest Score	7/299 (decl)	Vs.	Waverley	1976/77
Lowest Score	73	Vs.	Petersham	1973/74
Batting Aggregate	471		R. Robertson	1974/75
Batting Average	42.1		A. Wijeratne	1975/76
Record Score	111		L. Cupper Vs Nepean	1973/74
Bowling Aggregate	50		P. Watkins	1974/75
Bowling Average	13.3		A. Wijeratne	1976/77
Most Catches	12		T. Buddin	1976/77
Wicket Keeper	18/2		P. Deegan	1976/77

THIRD GRADE

Highest Score	5/285 (decl)	Vs.	Mosman	1976/77
Lowest Score	37	Vs.	Balmain	1973/74
Batting Aggregate	389		I. Smith	1976/77
Batting Average	27.8		I. Smith	1976/77
Record Score	105		S. Howard Vs. Mosman	1976/77
Bowling Aggregate	32		G. Garland	1975/76
Bowling Average	11.3		G. Garland	1975/76
Most Catches	7		R. Fitzgerald	1973/74
			R. March	1974/75
Wicket Keeper	16		I. Smith	1976/77

FOURTH GRADE

Highest Score	9/304 (decl)	Vs.	Gordon	1976/77
Lowest Score	22	Vs.	Northern District	1973/74
Batting Aggregate	345		T. Grattan-Smith	1976/77
Batting Average	34.5		T. Grattan-Smith	1976/77
Record Score	119		S. Wells Vs. Balmain	1976/77
Bowling Aggregate	32		R. March	1976/77
Bowling Average	11.5		R. March	1976/77
Most Catches	12		A. Epstein	1974/75
Wicket Keeper	21/4		J. Barford	1976/77

INDIVIDUAL CLUB RECORDS (Cont)

FIFTH GRADE A (Incorporating Fifth Grade, 1973-1976)

Highest Score	4/238	Vs.	Northern District B	1975/76
Lowest Score	40	Vs.	Cumberland	1974/75
Batting Aggregate	444		J. Cutler	1976/77
Batting Average	29.8		J. Barford	1974/75
Record Score	103		P. James	1976/77
Bowling Aggregate	40		S. Wiblin	1974/75
Bowling Average	10.1		D. Haradasa	1975/76
Most Catches	11		A. Epstein	1974/75
Wicket Keeper	15/1		A. Epstein	1976/77

FIFTH GRADE B

Highest Score	222	Vs.	Northern District B	1976/77
Lowest Score	86	Vs.	Balmain	1976/77
Batting Aggregate	288		J. MacFarlane	1976/77
Batting Average	22.2		J. MacFarlane	1976/77
Record Score	77		P. Williams Vs. Northern District B	1976/77
Bowling Aggregate	32		R. Merrell	1976/77
Bowling Average	15.3		R. Merrell	1976/77
Most Catches	12		S. Gonski	1976/77
Wicket Keeper	16/2		J. MacFarlane	1976/77

SIXTH GRADE City and Suburban

Batting Aggregate	467	H. Bundy	1951/52
Batting Average	29.0	H. Bundy	1951/52
Record Score	110*	Z. Pinjevic vs. Briars	1970/71
Bowling Aggregate	53	R. Priess	1964/65
Bowling Average	7.0	B. Dockrell (1966)	1964/65
Most Catches	6	W. Burke	1964/65
Wicket Keeper	13/6	J. Tainse	1962/63

PARTNERSHIP RECORDS

FIRST GRADE

1.	100	M. Ray	(93)	-	J. Pym	(57)	Vs	Mosman	1974/75
2.	87*	J. Pym	(62*)	-	I. Smith	(20*)	Vs	Sutherland	1974/75
3.	127	J. Robson	(66)	-	J. Rogers	(74)	Vs	Cumberland	1975/76
4.	82	J. Rogers	(34)	-	J. Robson	(64)	Vs	Waverley	1976/77
5.	72	C. Chapman	(72*)	-	J. Robson	(22)	Vs	Sydney	1976/77
6.	110	C. Chapman	(43)	-	D. Pratt	(63)	Vs	Manly	1974/75
7.	110	G. Livingstone	(61)	-	J. O'Brien	(75)	Vs	Petersham	1976/77
8.	85	J. Robson	(43)	-	G. Watson	(50)	Vs	ST. George	1975/76
9.	40	J. Robson	(40*)	-	R. Pym	(26)	Vs	Nth. Sydney	1975/76
10.	57	A. Jacobs	(63)	-	G. Garland	(14*)	Vs	ST. George	1973/74

SECOND GRADE

1.	84	V. Carvallo	(34)	-	A. Taylor	(55)	Vs	Nth Sydney	1973/74
2.	69	D. Smith	(44)	-	A. Taylor	(43)	Vs	Waverley	1974/75
3.	127	J. Robson	(53)	-	A. Taylor	(67)	Vs	Nth. Sydney	1974/75
4.	98	L. Cupper	(111)	-	V. Carvallo	(44)	Vs	Nepean	1973/74
5.	89*	M. Grave	(52*)	-	R. Mansfield	(53*)	Vs	Nepean	1975/76
6.	59	J. Cutler	(59)	-	S. Lockhart	(30)	Vs	Waverley	1974/75
7.	130	G. Kirkwood	(85)	-	T. Buddin	(55*)	Vs	Waverley	1976/77
8.	60	T. Buddin	(31)	-	R. March	(23)	Vs	Nepean	1976/77
9.	55	P. Noble	(58)	-	C. Brown	(24)	Vs	Manly	1975/76
10.	61	P. Deegan	(102)	-	J. Ingleson	(7*)	Vs	ST. George	1976/77

THIRD GRADE

1.	122	J. Dorman	(65)	-	I. Smith	(53)	Vs	Nth Sydney	1973/74
2.	78	C. Kiefel	(34)	-	A. Taylor	(49)	Vs	Nth. Sydney	1975/76
3.	135	N. Jarison	(103)	-	D. Meagher	(49)	Vs	Petersham	1976/77
4.	102	G. Cole	(53)	-	D. Wills	(50)	Vs	Mosman	1975/76
5.	89	J. Burke	(55)	-	J. Dorman	(24)	Vs	Wests	1973/74
6.	85	A. Wijeratne	(57)	-	J. Finlay	(45)	Vs	Nepean	1974/75
7.	67	S. Campbell	(23)	-	B. Cox	(66*)	Vs	Sydney Uni	1975/76
8.	76	S. Lockhart	(32)	-	P. Heath	(26)	Vs	Sydney	1974/75
9.	45	J. Barford	(35)	-	M. Bryce	(11*)	Vs	Nepean	1976/77
10.	59	J. Ingleson	(48)	-	I. McCrae	(13)	Vs	Gordon	1974/75

FOURTH GRADE

1.	127	R. Fitzgerald	(89)	-	R. Zabell	(53)	Vs	Sydney Uni	1974/75
2.	57	M. Grave	(114)	-	L. Karp	(9)	Vs	Sydney	1975/76
3.	87	J. Finlay	(56)	-	S. Lockhart	(55)	Vs	St. George	1975/76
		A. Taylor	(79*)	-	J. Finlay	(46)	Vs	St. George	1976/77
4.	121	M. Grave	(114)	-	R. Le Quesne	(40)	Vs	Sydney	1975/76
5.	115	T. Grattan-Smith	(112)	-	J. Carmichael	(38)	Vs	C Gordon	1976/77
6.	91	P. Jourdain	(54)	-	R. March	(49)	Vs	Waverley	1976/77
7.	76	T. Grattan-Smith	(86)	-	C. Burgess	(19)	Vs	Nepean	1976/77
8.	112	S. Tait	(67)	-	J. Robertson	(54)	Vs	Mosman	1974/75
9.	31	J. Barford	(32)	-	G. Clarke	(11*)	Vs	Petersham	1976/77
10.	34	J. Barford	(32*)	-	R. Merrell	(13)	Vs	Petersham	1973/74

FIFTH GRADE A

1.	106	R. Fitzgerald	(48)	-	R. Zabell	(39*)	Vs	Mosman	1974/75
2.	101	R. Zabell	(51)	-	T. Haymet	(46)	Vs	Gordon	1974/75
3.	128	M. Cooligan	(68)	-	P. James	(45)	Vs	St. George	1974/75
4.	115	C. Kelly	(98)	-	G. Taylor	(41)	Vs	Sutherland	1975/76
5.	74	P. James	(37)	-	J. Coward	(25)	Vs	Cumberland A	1975/76
6.	67	C. Kelly	(52)	-	P. James	(30)	Vs	Sydney Uni B	1975/76
7.	67	J. Coward	(42)	-	G. Green	(27)	Vs	Nth District A	1975/75
8.	87	J. Barford	(52)	-	S. Wiblin	(12)	Vs	Sydney Uni	1974/75
9.	39	G. Green	(29)	-	P. McManus	(4)	Vs	Cumberland B	1975/76
10.	48	J. Coward	(42*)	-	G. Green	(15)	Vs	Gordon	1975/76

FIFTH GRADE B

1.	76	J. MacFarlane	(55)	-	D. Baird	(34)	Vs	Sydney Uni A	1976/77
2.	78	S. Flynn	(56)	-	A. Hughes	(34)	Vs	UNSW A	1976/77
3.	80	P. Williams	(77)	-	S. Flynn	(52)	Vs	Nth. District B	1976/77
4.	45	S. Flynn	(52)	-	G. Mullins	(21)	Vs	Nth. District B	1976/77
5.	20	G. Mullins	(21)	-	G. Gilbert	(6)	Vs	Nth. District B	1976/77
6.	47	S. Gonski	(37)	-	S. Jackson	(32)	Vs	Gordon	1976/77
7.	25	A. Graddon	(18)	-	S. Gonski	(15)	Vs	Sutherland	1976/77
8.	41	T. Grattan-Smith	(44)	-	R. Clarke	(25)	Vs	Nth Sydney	1976/77
9.	59	T. Grattan-Smith	(44)	-	P. Watkins	(24)	Vs	Nth Sydney	1976/77
10.	33	S. Gonski	(33)	-	R. Merrell	(13)	Vs	Cumberland B	1976/77

UNIVERSITY OF NEW SOUTH WALES CRICKET CLUB

AUDITORS REPORT

I report to the Members of the University of New South Wales Cricket Club that I have examined the accounts and records of the Club for the year ended 31st May, 1977. My examination included such tests of the Clubs records and such other auditing procedures as I considered necessary in the circumstances.

In my opinion the Statement of Receipts and Payments and Bank Reconciliation represent a true and fair record of the Club's transactions for the year.

J.T. HALL B. Com., A.A.S.A.

24th June, 1977

HONORARY TREASURERS REPORT

For the year ended May 31, 1977

The accounts again show a deficit of expenditure over receipts for the past year. However, a major investment in the heavy roller is largely responsible for this deficit.

The introduction of annual rather than weekly contributions has greatly simplified and improved the financial operation of the club. Thanks should go to the far sighted person who introduced this scheme in my absence.

The club has completed the year in a normal financial position though with a good deal lower reserve than last year.

I would like to record my appreciation for the efforts of all those people who at various times made themselves responsible for the finances for various functions.

R.W. Merrell
HON. TREASURER

THE UNIVERSITY OF NEW SOUTH WALES CRICKET CLUB

STATEMENT OF RECEIPTS & EXPENDITURE FOR THE YEAR ENDED 31st MAY, 1977

RECEIPTS

1975/76

936.68	<u>Subscriptions</u>		1343.32
	Men	1199.50	
	Women	8.22	
	Pre Season	135.60	
	Outstanding 75/76	-	
	<u>N.S.W. Cricket Association</u>		
500.00	Grant		
75.00	<u>Prizes</u> : Cricketers' Club Snooker Competition		20.00
228.50	<u>Intervarsity</u>		609.52
-	<u>UNSW S/A Investment Account Withdrawal</u>		900.00
892.62	<u>Sundry Income</u>		2466.27
	Bank Interest	12.97	
	Social Income	1261.80	
	Sale of Caps, Ties & T. Shirts	284.50	
	Annual Dinner	760.00	
	Beer Floats Returned	80.00	
	Sale of Car Stickers	67.00	
84.50	<u>Donations</u>		103.00
	C. Brown	15.00	
	A. Goodwin	30.00	
	G. Robertson	25.00	
	T. Brooks	10.00	
	J. Martel	10.00	
	C. Chapman	1.00	
	G. Mullins	2.00	
	T. Downes	10.00	
			5442.11
84.44	Excess of Expenditure over Receipts		382.61
<u>2801.74</u>			<u>5824.72</u>

EXPENDITURE1975/76

1,651.50	<u>Administration and Operating Expenses</u>	1909.40
	Refreshments 75/76 A.G.M.	75.17
	Annual Dinner	862.25
	Secretarial Expenses	88.00
	Equipment Purchases & Repairs	58.42
	Car Stickers	420.20
	Caps	184.00
	Trophies	221.38
400.00	<u>Investment - U.N.S.W. Sports Assoc.</u>	-
230.44	<u>Intervarsity Expenses</u>	616.20
80.00	<u>Beer Floats - 1st and 2nd Grades</u>	80.00
439.90	<u>Miscellaneous Expenses</u>	3219.12
	Social Expenditure	1434.80
	Clubs Share Purchase Heavy Roller	1351.25
	Sundries	163.07
	Afternoon Teas	195.00
	Travel Subsidies	75.00
<u>2,801.74</u>		<u>5824.72</u>

BALANCE SHEET AS AT MAY 31, 1977Assets

31-5-76

688.58	Cash at Bank	305.97
20.50	Sundry Debtors	166.00
36.00	Caps (12 @ \$5.50)	66.00
68.50	Ties (13 @ \$3.50)	42.50
145.00	T. Shirts	-
87.50	Cap Material	-
417.50	Scoreboard Letters	417.50
932.25	S/A Investment Account	77.50
450.00	Trophy Deposits	
	E.H. Davis	250.00
	J.C. Morris	200.00
	Car Stickers	353.20
	N.S.W. Cricket Assoc.	300.00
<u>2845.83</u>		<u>2178.67</u>

BANK RECONCILIATION AS AT MAY 31, 1977

Credit Balance as Per Bank Statement	\$1399.53
Less : Unpresented Cheques	1093.97
	<hr/>
Debit balance as per cash book	\$ 305.97
	<hr/> <hr/>
Debit Balance as per Cash Book 31-5-76	\$ 688.58
Add : Cash Receipts	5680.62
	<hr/>
	\$6369.20
Less : Cash payments	6063.23
	<hr/>
Debit balance as per Cash Book 31-5-77	\$ 305.97
	<hr/> <hr/>